

NOTES

Dimensions on slope
Cross Frames not marked are to
be type B1

ERECTION NOTE

- 1) Lateral Bracing to be erected with marks in the position shown on plan.
- 2) Form Bracket Holes are to be plugged with 5" x 14 Carriage Bolts, heads on outside, holes to be completely covered. Tack Weld nuts to Stringer Web.

TYPICAL ERECTION PLAN - NORTHBOUND & SOUTHBOUND BRIDGES

NORTHBOUND: Suffix N to be added to all Marks

SOUTHBOUND: Suffix S to be added to all Marks

GENERAL NOTES

- 1) Flange R's & Web R's of Haunched sections of girders over piers shall conform to A.S.T.M. Desig. A441. All other steel shall conform to A.S.T.M. Desig. A36 High Tensile Strength Bolts A.S.T.M. Desig. A325. Pins A.S.T.M. A235 (Class E) or A108 (Grade 1021 to 1030)
- 2) Girders are to be cambered in accordance with the details as shown.
- 3) Girders are to be fitted with Shear Connectors in accordance with the details as shown.
- 4) Welds for flange plate & web plate butts: Submerged Arc.
A441-Steel Linde Air Prod Co. Unionmelt $\frac{5}{32}$ #36 wire Grade 50 Flux.
A36-Steel do do $\frac{5}{32}$ #29 do 50 do.
Web to flange fillets: Submerged Arc
A441-Steel Linde Air Prod Co. Unionmelt $\frac{5}{32}$ #29 wire Grade 50 Flux.
Bearing stiffeners: Submerged Arc
A441-Steel Lincoln Electric Co. $\frac{5}{32}$ L60 wire -780 Flux.
- 5) The following non-destructive tests of the welded steel girders will be required.
A. Radiographic testing of shop butt welds.
B. Magnetic particle testing of shop welds, girder webs to flanges & bearing stiffeners to girder webs.
For additional information see supplemental specifications and Special Provisions.
- 6) Flanges & webs are to be butt welded & inspected in accordance with the above specifications prior to being fillet welded to each other.
- 7) Holes in field splices of continuous girders are to be sub-punched (or sub-drilled) and reamed while assembled in the shop and connecting ports to be match marked & bolted for shipment. (Bridge is on a constant grade.)
- 8) Shop Paint shall be one coat of Red Lead per Maine Specs.
All steel shall be "Wheelabrator Cleaned."

Automatic or semi-automatic arc welding shall be certified by a letter of compliance that the electrode and flux are capable of producing weld metal having properties for the applicable base metal.

Proj. No. I-95-9(29)

N.B. & S.B. BRIDGES

ERECTION PLAN

Bancroft & Martin Inc.
South Portland, Maine


I-95 OVER PENOBSCOT RIVER
MEDWAY, MAINE

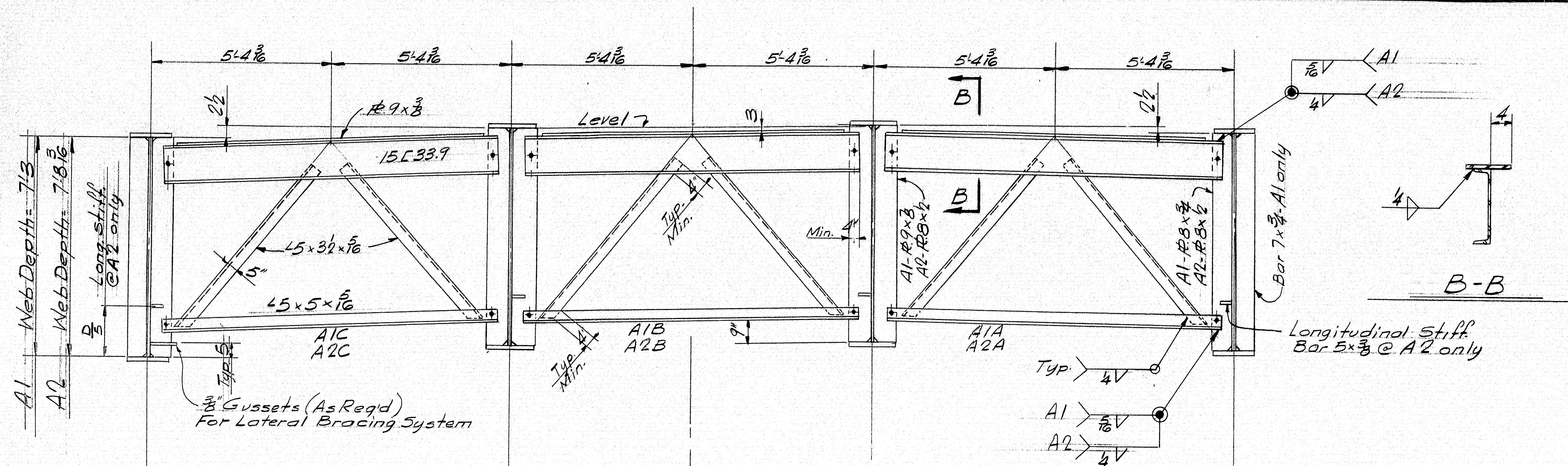
CUSTOMER CALLAHAN BROS. INC.
DESIGNER MAINE S.H.C. BRIDGE DIV.

ORDER NO. VERBAL DWG. NO. 65-19-E1

DRAWN	3-11-65	J.P.F.
REVISION		
REVISION		
REVISION		

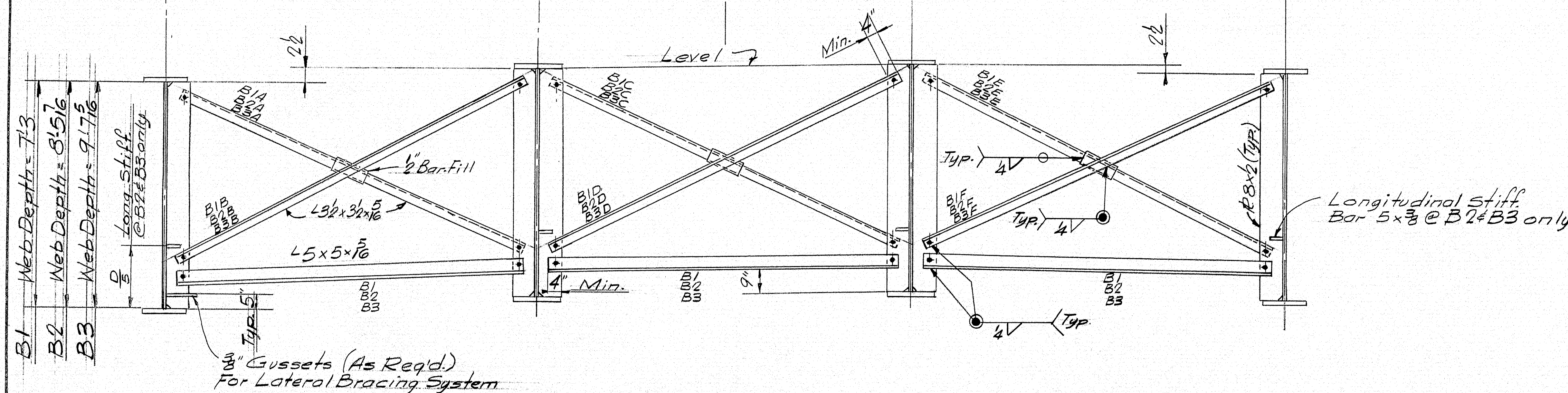
98-21 (2)





CROSS FRAMES - TYPE A

A1 & A2



CROSS FRAMES - TYPE B


B1-B2 & B3

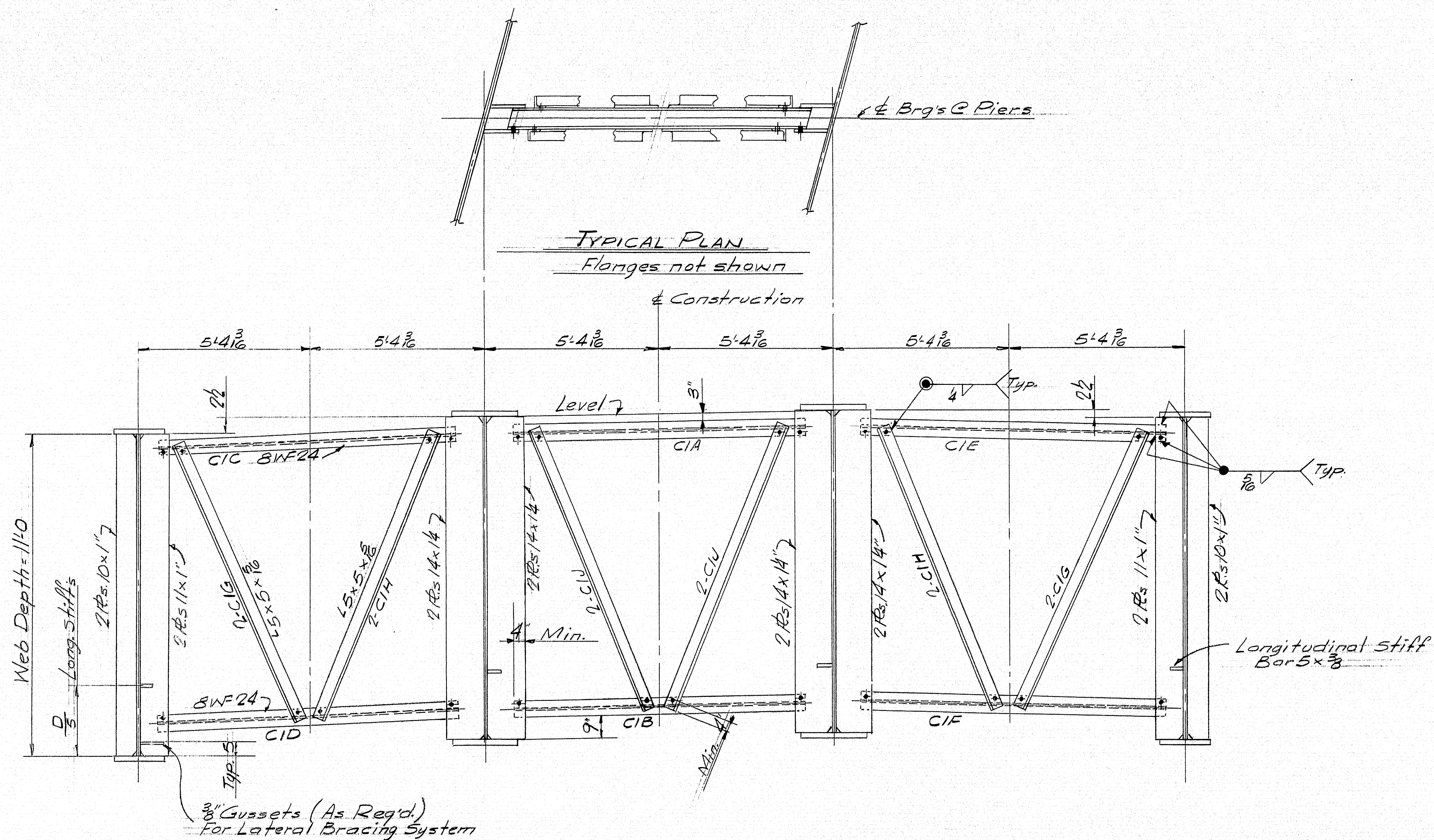
All Sections taken looking South & Parallel to & Bearings

Erection Holes 1/2" - 3/4" M. Bolts.

APP 9-1-65	PROJ. NO. I-95-9(29)
	N.B. & S.B. BRIDGES
	CROSS FRAMES - TYPE A & B
	Bancroft & Martin Inc. South Portland, Maine
	I-95 OVER PENOBSCOT RIVER MEDWAY, MAINE
DRAWN	3-11-65 J.P.P.
REVISION	
REVISION	
REVISION	
ORDER NO.	VERBAL
DWG. NO.	65-19-E2

98-22






CROSS FRAMES - TYPE C
C1

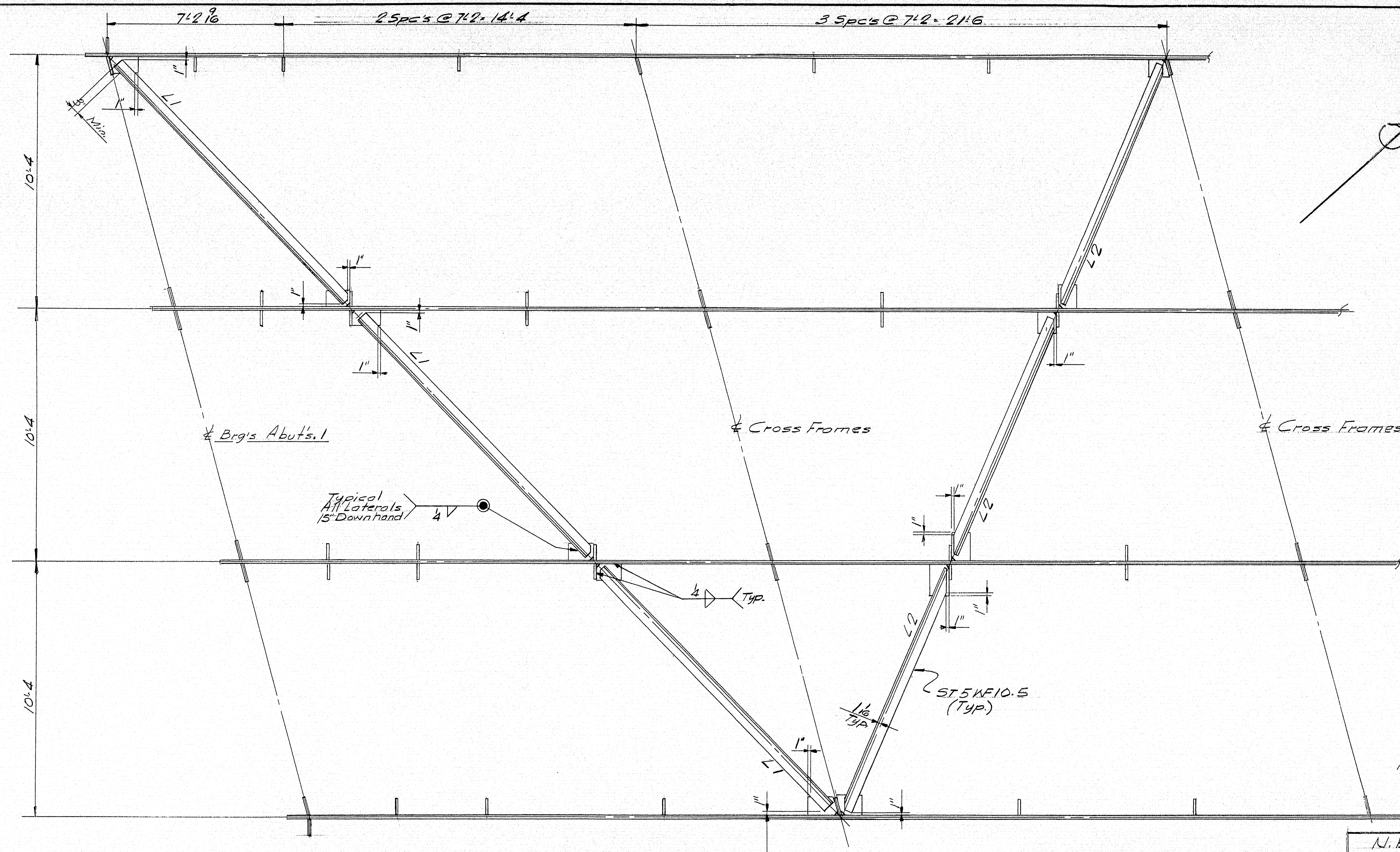
Section taken looking South & Parallel to & Bearings

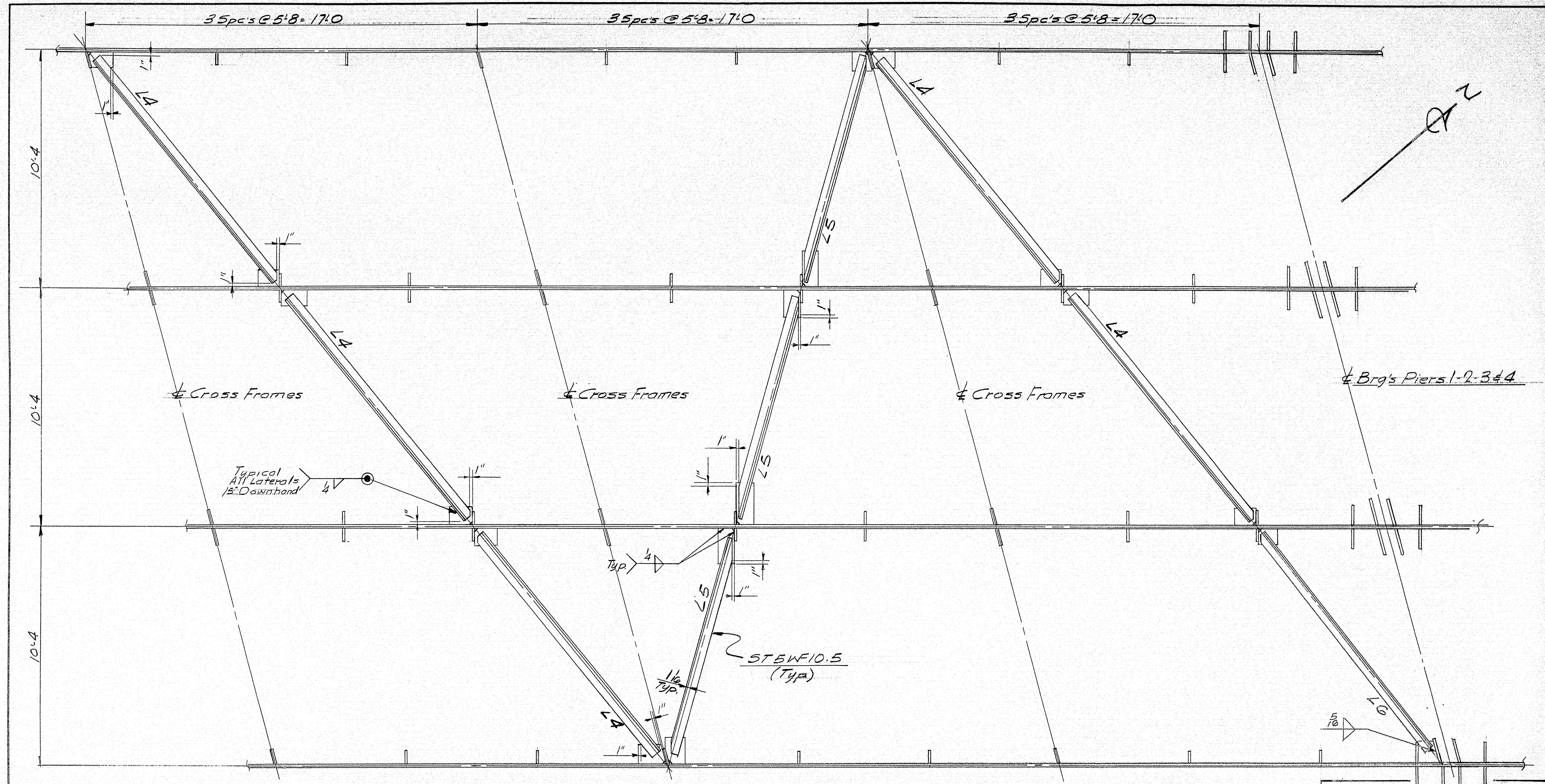
PROJ No. I-95-9 (29)
N.B. & S.B. BRIDGES
CROSS FRAMES - TYPE C
Bancroft & Martin Inc. South Portland, Maine
I-95 OVER PENOBSCOT RIVER MEDWAY, MAINE
CUSTOMER CALLAHAN BROS. INC.
DESIGNER MAINES H.C. BRIDGE DIV.
ORDER NO. VERBAL DWG. NO. 65-19-E3

DRAWN	3-12-65	J.P.R.
REVISION		
REVISION		
REVISION		

98-23








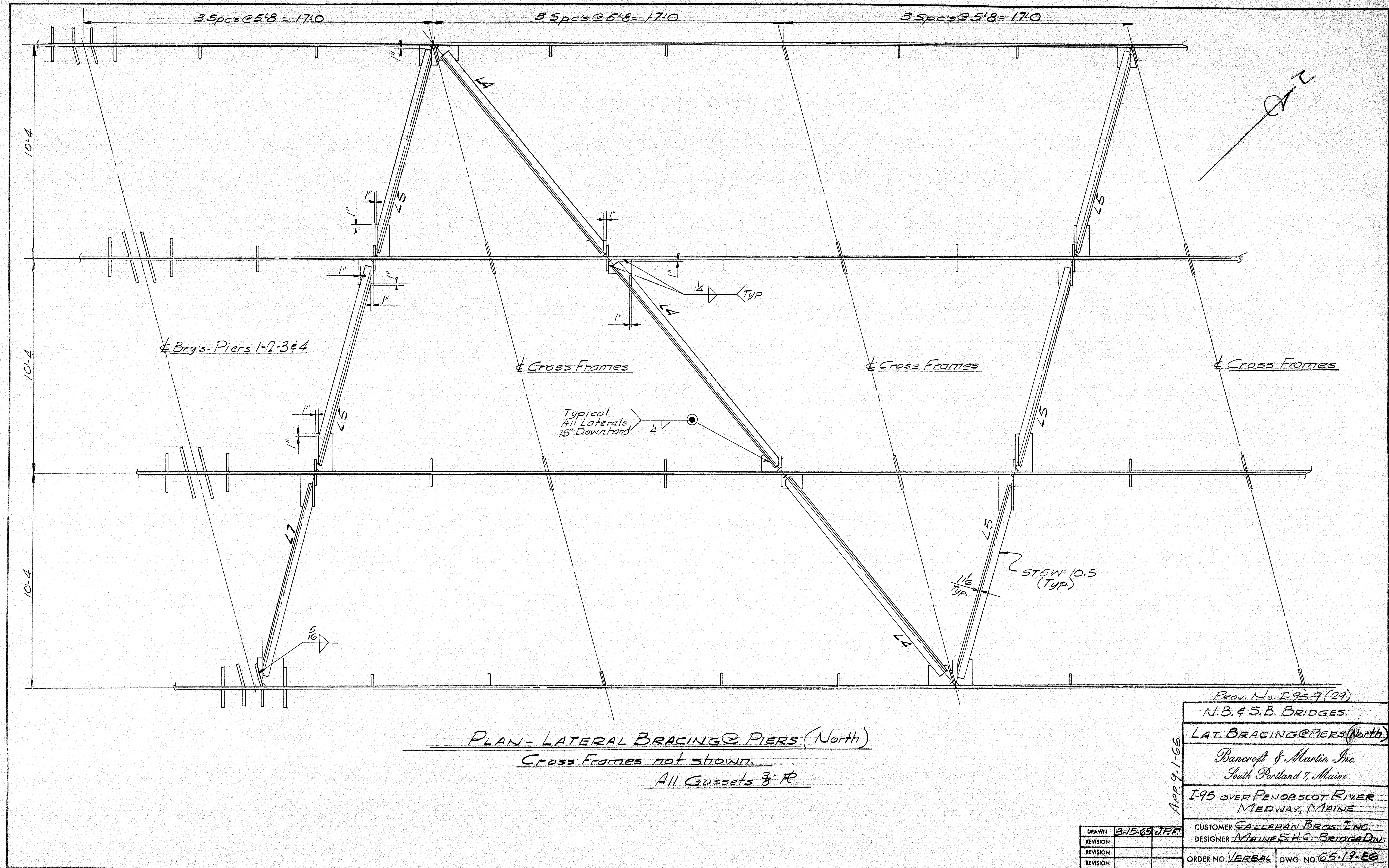
PLAN - LATERAL BRACING @ PIERS (South)
 Cross Frames not shown.
 All Gussets 3" R.

Prov. No. I-95-9(29)


N.B. & S.B. BRIDGES	
LAT. BRACING @ PIERS (South)	
Bancroft & Martin Inc. South Portland, Maine	
I-95 OVER PENOBSCOT RIVER MEDWAY, MAINE	
CUSTOMER: CALLAHAN Bros. Inc.	
DESIGNER: MAINE S.H.C. BRIDGE DIV.	
ORDER NO. VERDAL	DWG. NO. 65-19-B5

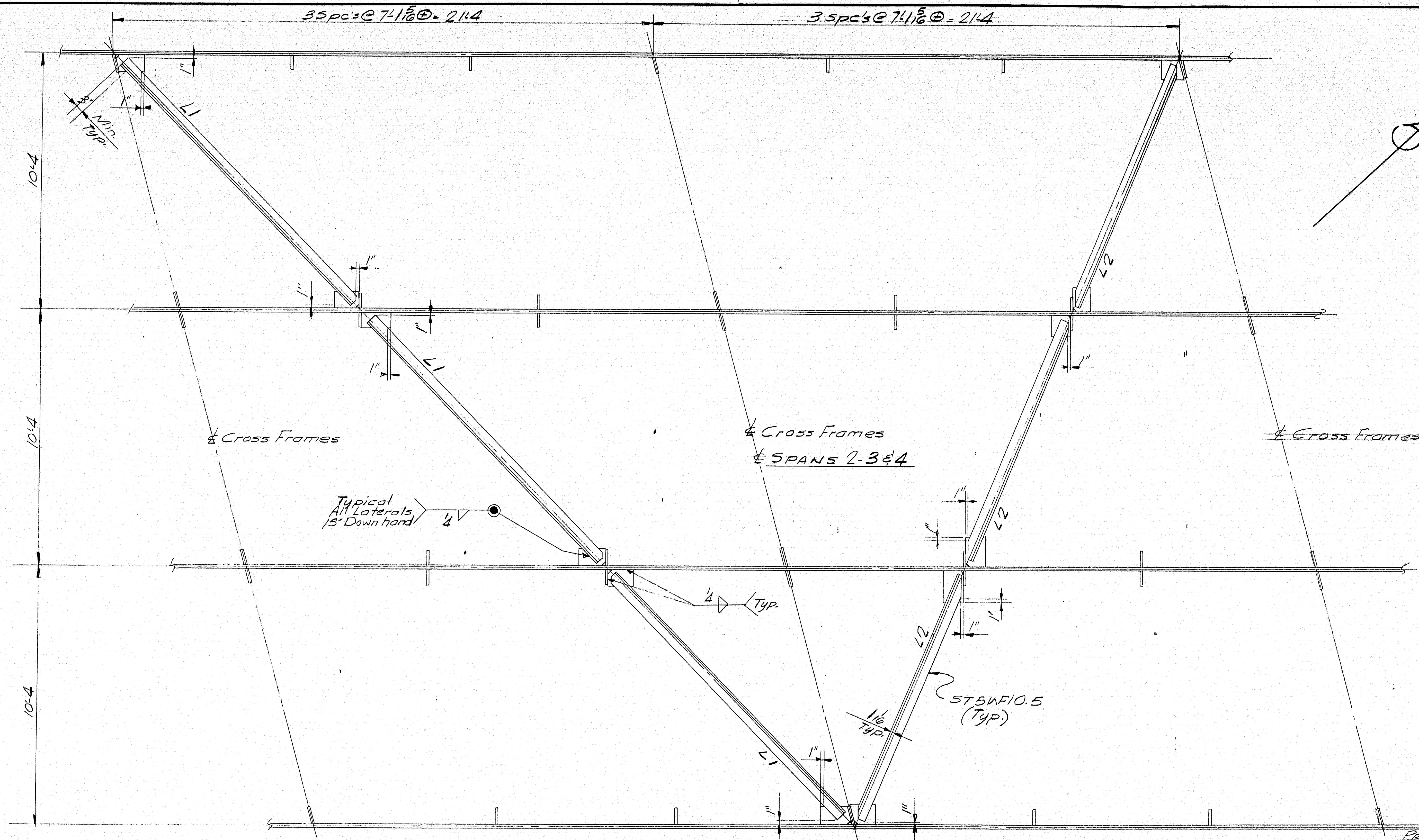
98-25





98-26





PLAN-LATERAL BRACING - $\frac{1}{2}$ OF SPANS 2-3 & 4
 Cross frames not shown.
 All gussets 3" R.


Prov. No. I-95-9(29)

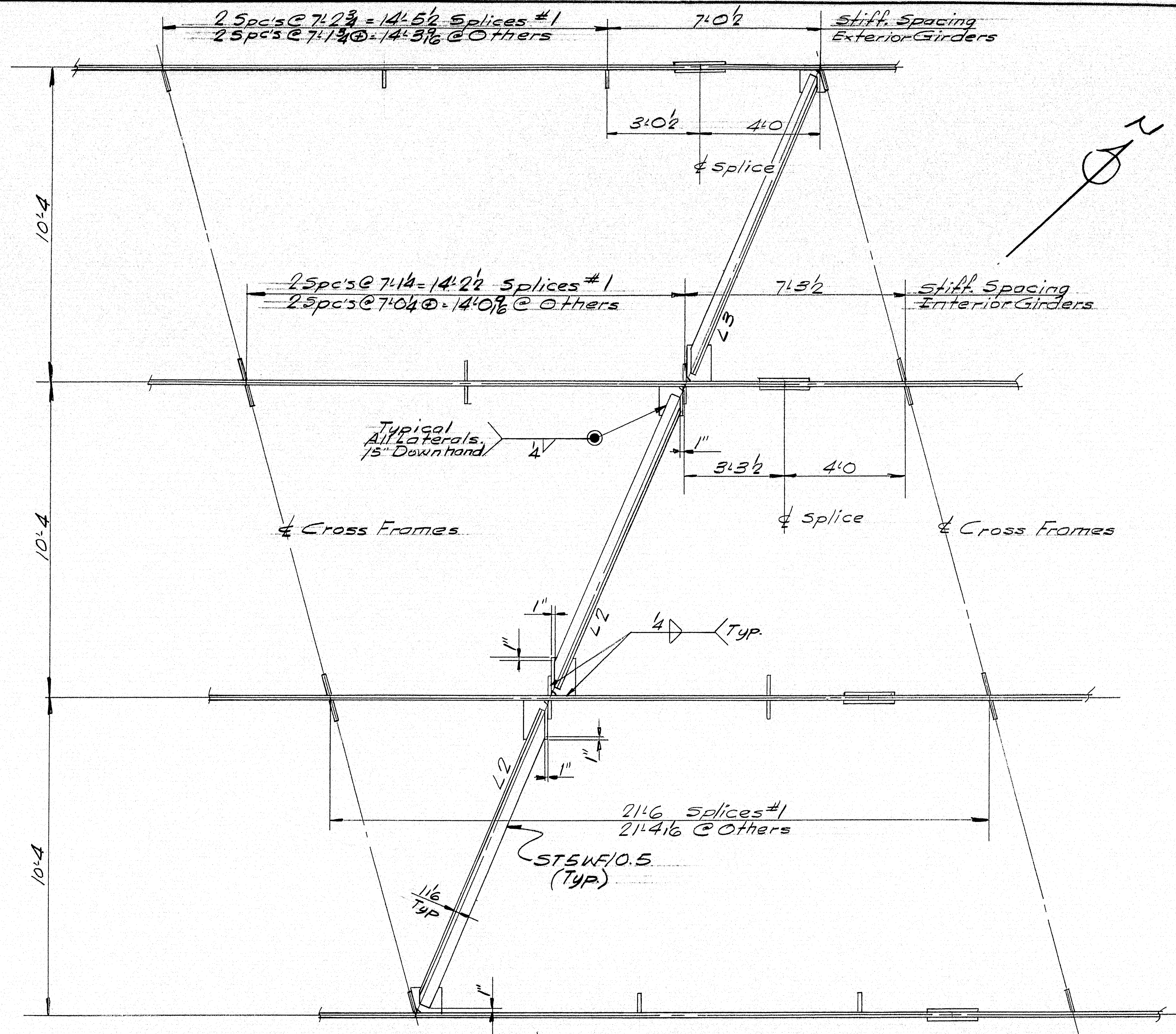
N.B. & S.B. BRIDGES
LAT. BRACING & SPANS 2-3 & 4
Bancroft & Martin Inc. South Portland, Maine
I-95 OVER PENOBSCOT RIVER MEDWAY, MAINE
CUSTOMER CALLAHAN BROS. INC. DESIGNER MAINE S.H.C. BRIDGE DIV.
ORDER NO. VERBAL DWG. NO. 65-19-E7

APP. 9-1-65

DRAWN	B. 1665 J.P.F.
REVISION	
REVISION	
REVISION	

98-27




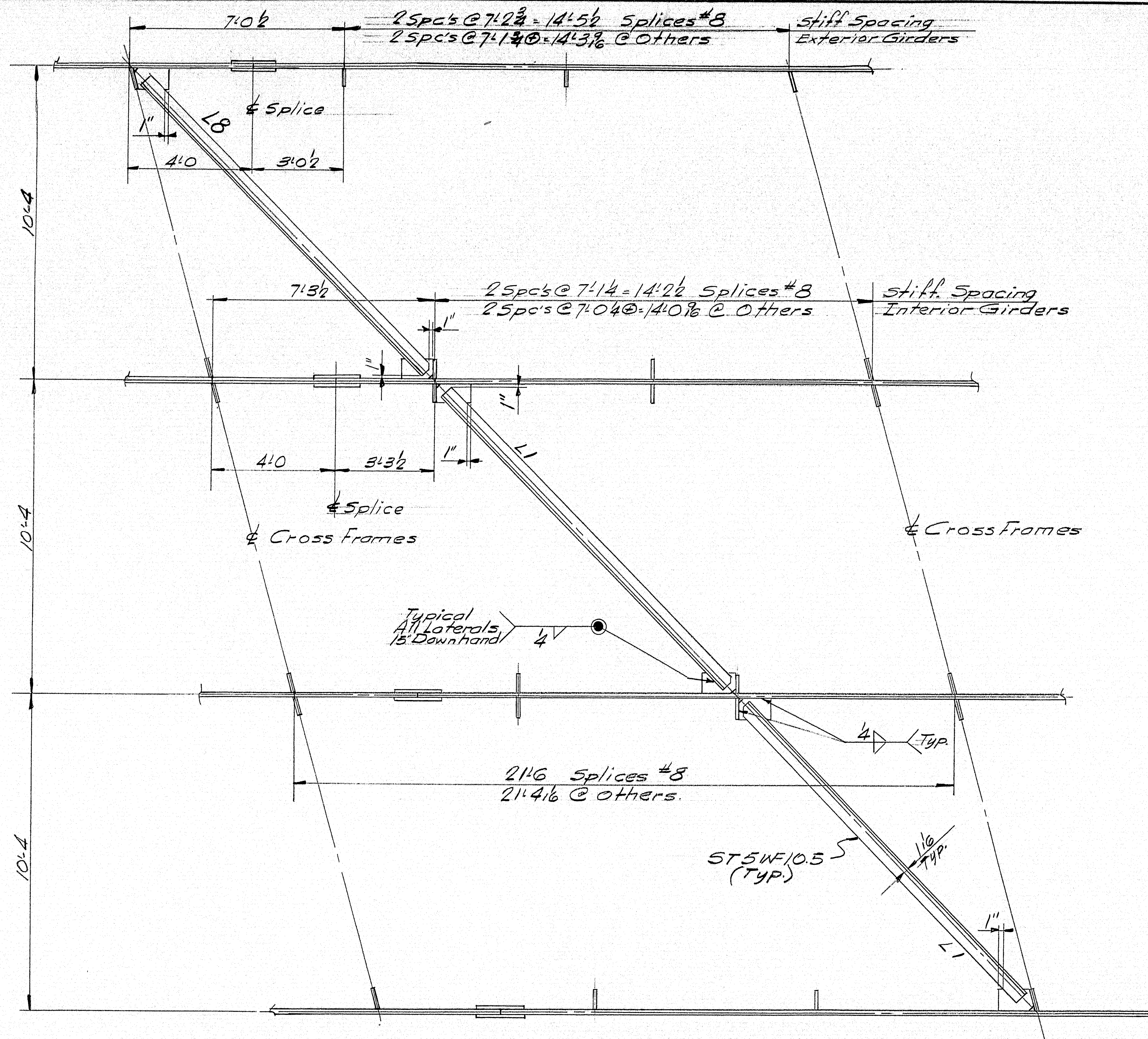


PLAN - LATERAL BRACING - SPLICES #1 - #3 - #5 & #7
 Cross Frames not shown.
 All gussets 3" R.

APP 9/1/65	PROJ. NO. I-95-9(29)	
	N.B. & S.B. BRIDGES	
	LAT. BRACING - SPLICES #1-#3-#5-#7	
	Bancroft & Martin Inc. South Portland, Maine	
	I-95 OVER PENOBSCOT RIVER MEDWAY, MAINE	
DRAWN	B-1565 J.P.F.	CUSTOMER CALLAHAN BROS. INC.
REVISION		DESIGNER MAINE S.H.C. BRIDGE DIV.
REVISION		ORDER NO. VERBAL
REVISION		DWG. NO. 65-19-EB

98-28





PLAN - LATERAL BRACING - SPLICES #2, #4, #6 & #8

Cross Frames not shown

All gussets 3" R

PROJ. No. I-95-9(29)

N.B. & S.B. BRIDGES

LAT. BRACING - SPLICES #2, #4, #6 & #8

Bancroft & Martin Inc.
South Portland, Maine


I-95 OVER PENOBSCOT RIVER
MEDWAY, MAINE

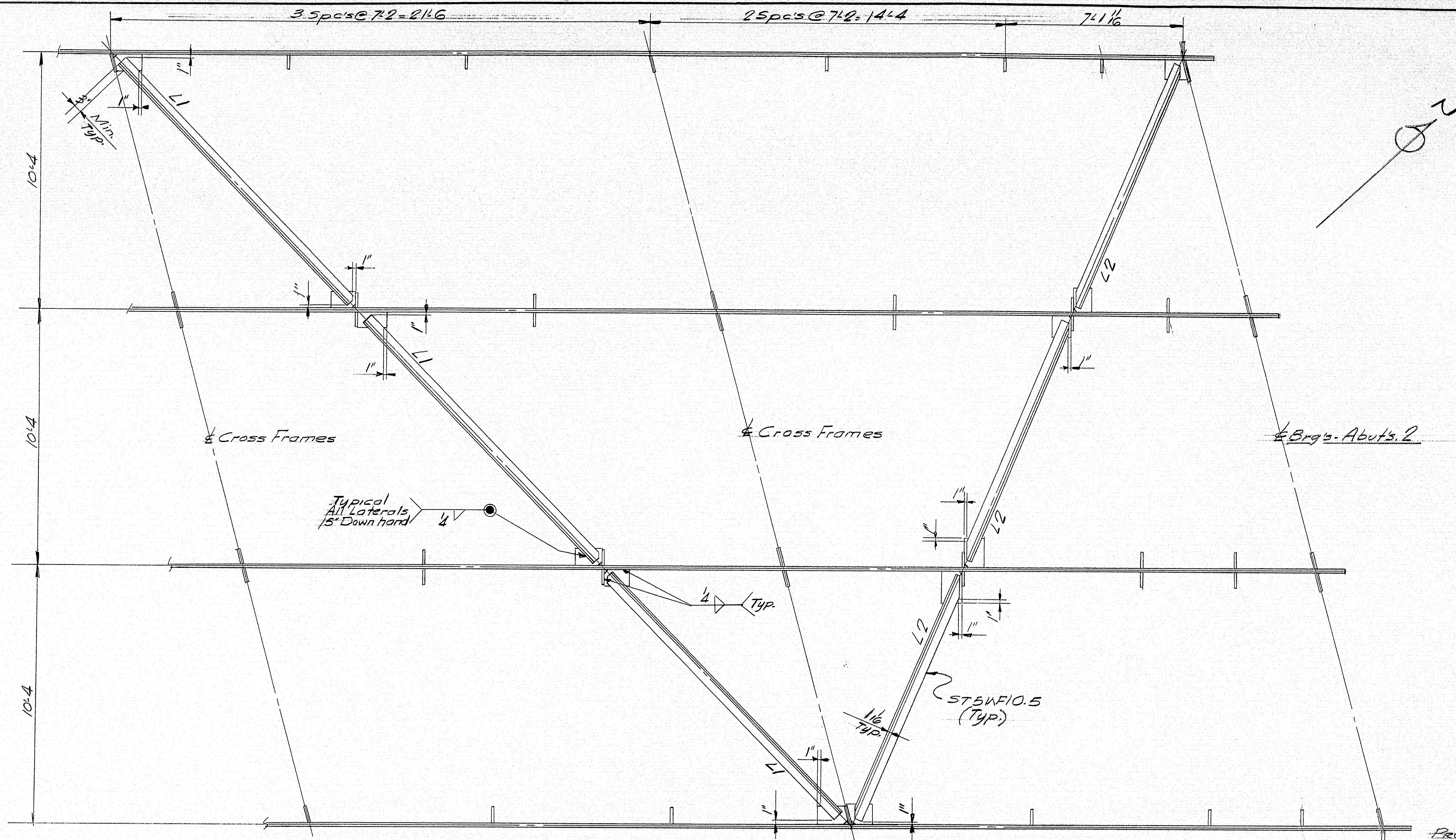
CUSTOMER: CALLAHAN BROS. INC.
DESIGNER: MAINE S.H.C. BRIDGE DIV.

ORDER NO. VERBAL DWG. NO. 65-19-E9

DRAWN	3-16-65 J.P.F.
REVISION	
REVISION	
REVISION	

98-29





PLAN - LATERAL BRACING @ ABUT'S 2

Cross Frames not shown.

All gussets 3" R.

Proj. No. I-95-9(29)

N.B. & S.B. BRIDGES

LATERAL BRACING @ ABUT'S 2

Panoroff & Martin Inc.
South Portland 7, Maine


I-95 OVER PENOBSCOT RIVER
MEDWAY, MAINE

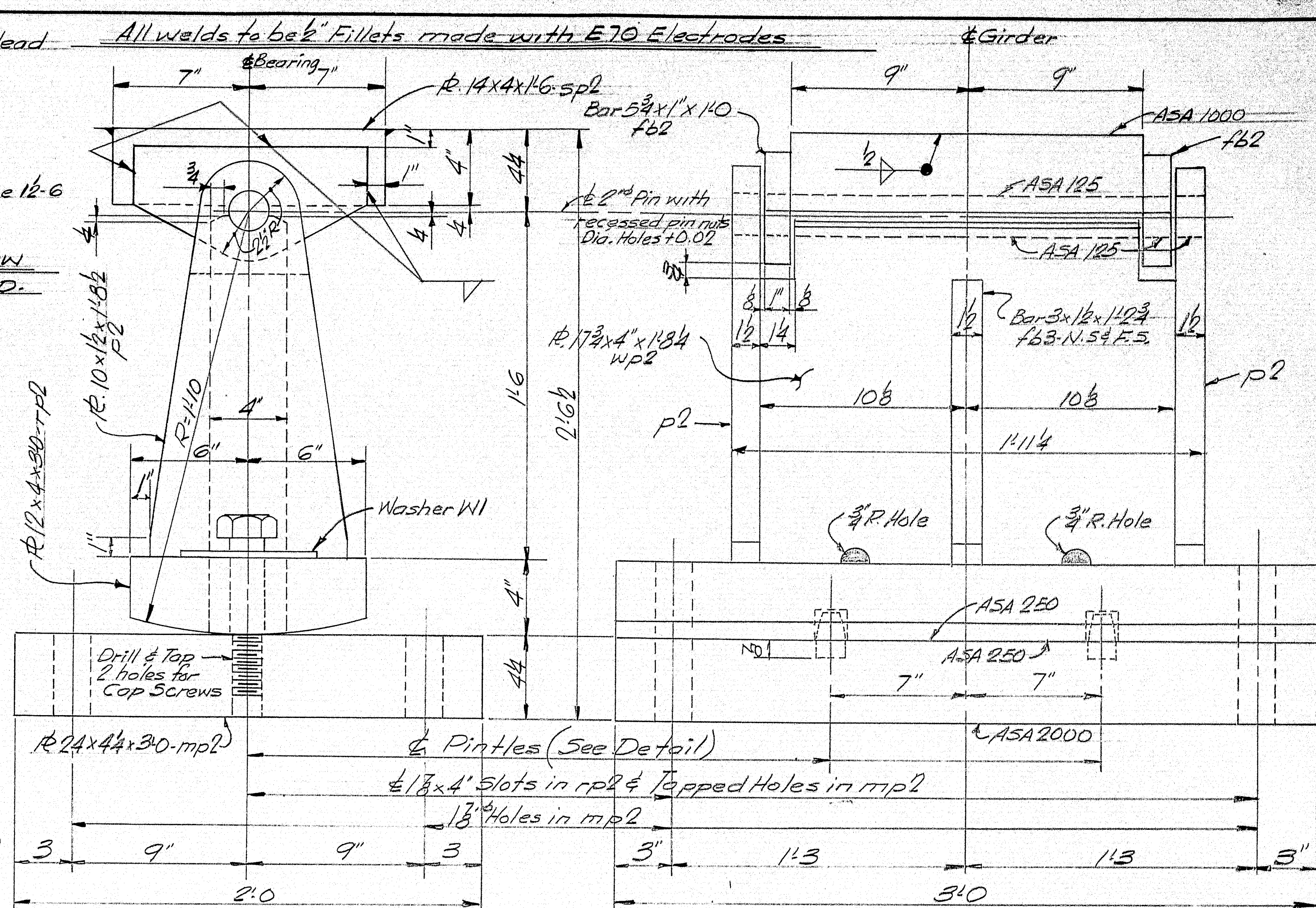
CUSTOMER CALLAHAN BROS. INC.
DESIGNER MAINE S.H.C. BRIDGE DIV.

ORDER NO. VERBAL DWG. NO. 65-19-E10

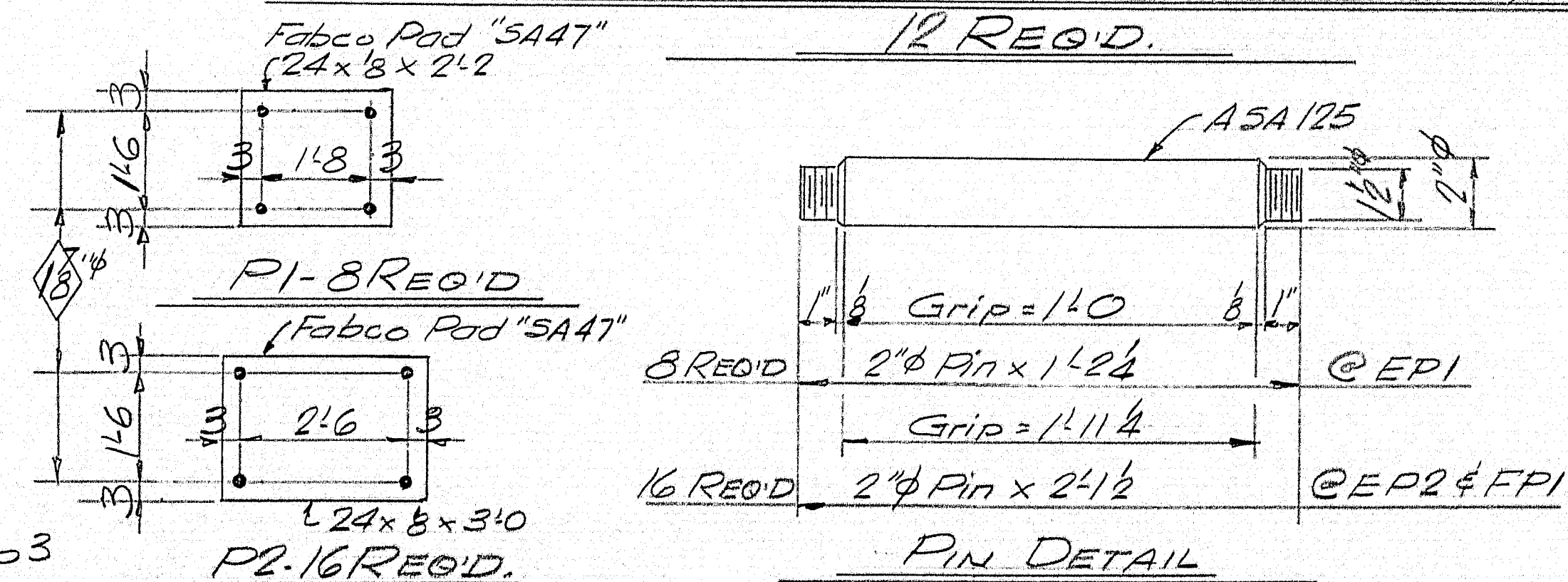
DRAWN	5-1665 J.P.P.
REVISION	
REVISION	
REVISION	

98-30



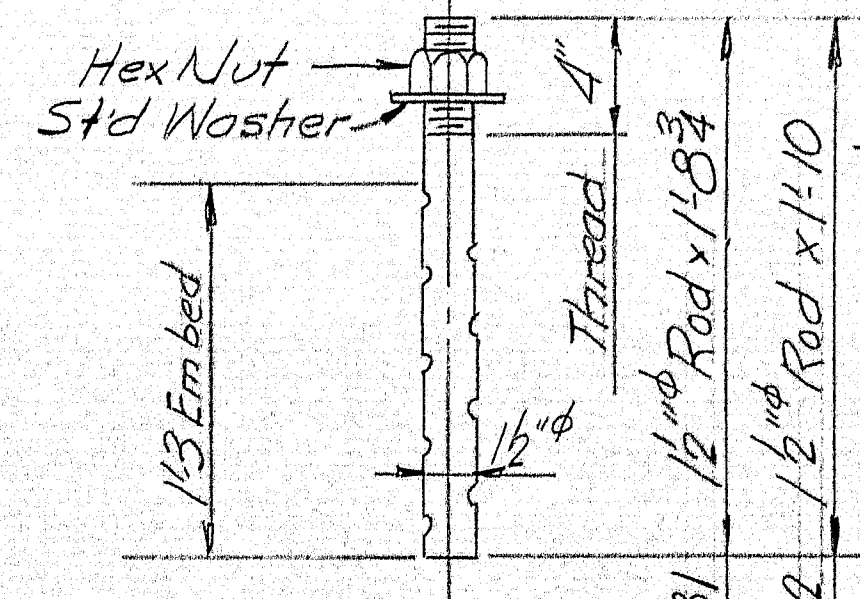


EXPANSION PEDESTAL - EP2. PIER 5, 2 & 4
"SA47" 12 REQ'D.



Quant. shown for One Bridge

Quant. Shown for One Bridge
Add suffix N to marks for Northbound Bridge (Bill of Mat. SIN)
do S do do Southbound Bridge (Bill of Mat. SIS)



PAINT NOTE

No paint on Anchor Bolts - Oil. Htd's.
No paint on top surface and 1" down
from top on sides of sole plates spl
sp? & sp3 coat w/ boiled linseed oil.
No paint on surfaces fin. ASA 250
Coat with hot mixture of white lead
and tallow.
No paint on surface fin. ASA 125

PINTLE DETAIL

494-163

N. B. & S. B. BRIDGES

PEDESTAL DETAILS

Bancroft & Martin Inc.
South Portland 7, Maine

I-95 OVER PENOBSCOT RIVER
MEDWAY, MAINE

CUSTOMER CALLAHAN BROS INC.
DESIGNER MAINE S.H.C. BRIDGED IN.

ORDER NO. VERBAL DWG. NO. 65-19-51

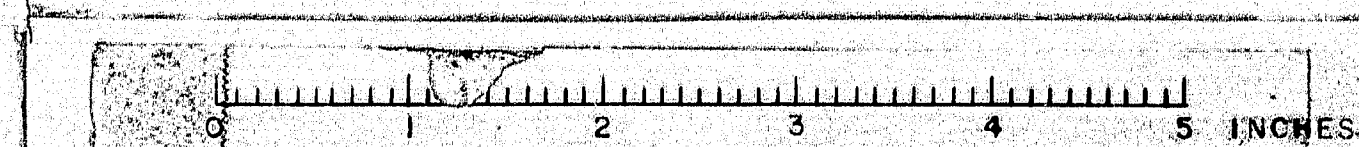
DRAWN	6-24-65	J.P.F.
-------	---------	--------

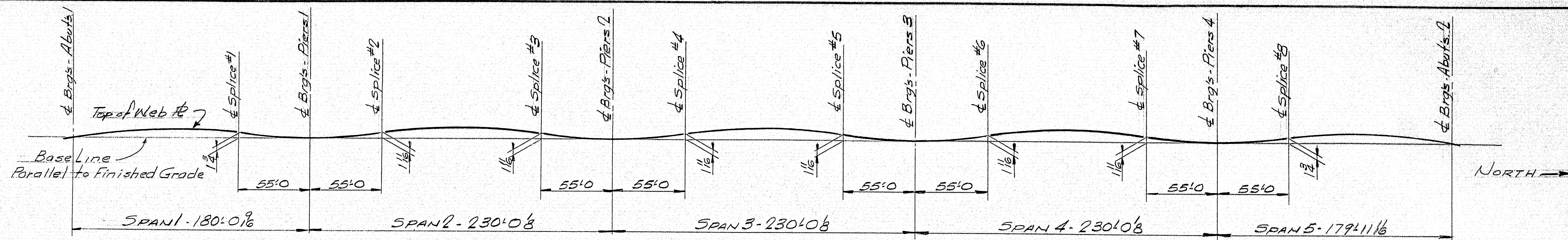
CUSTOMER CALLAHAN BROS INC.

DESIGNER MAINE S. H. C. BRIDGE DIV.

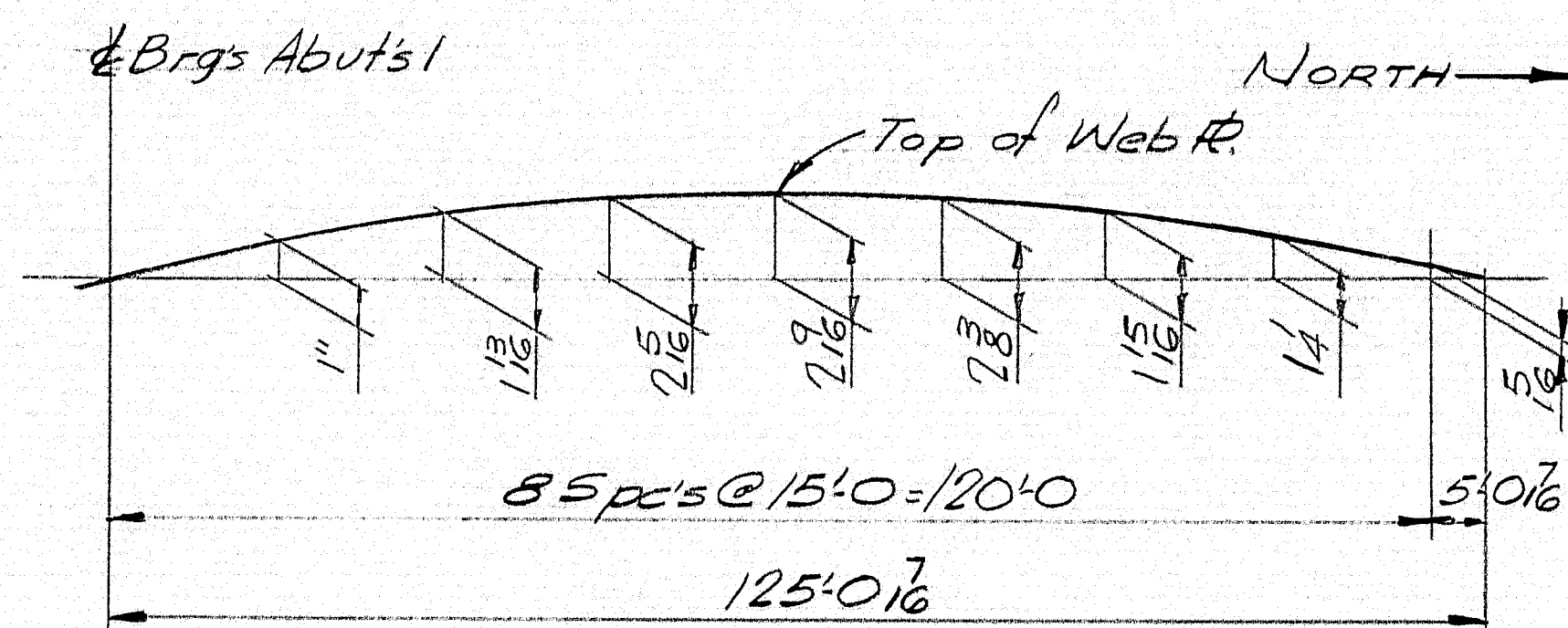
ORDER NO. <u>VERBAL</u>	DWG. NO. <u>65-19-51</u>
-------------------------	--------------------------

98.31

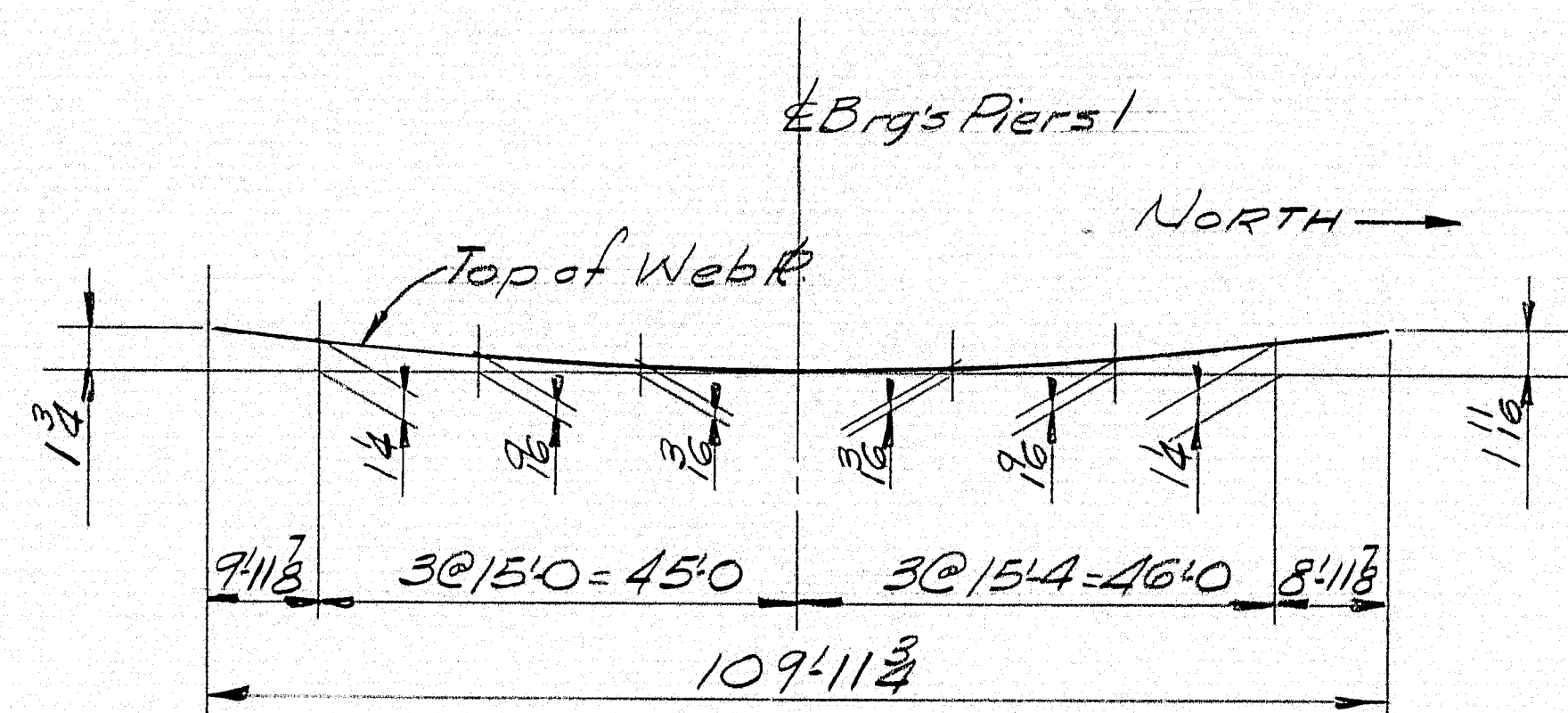




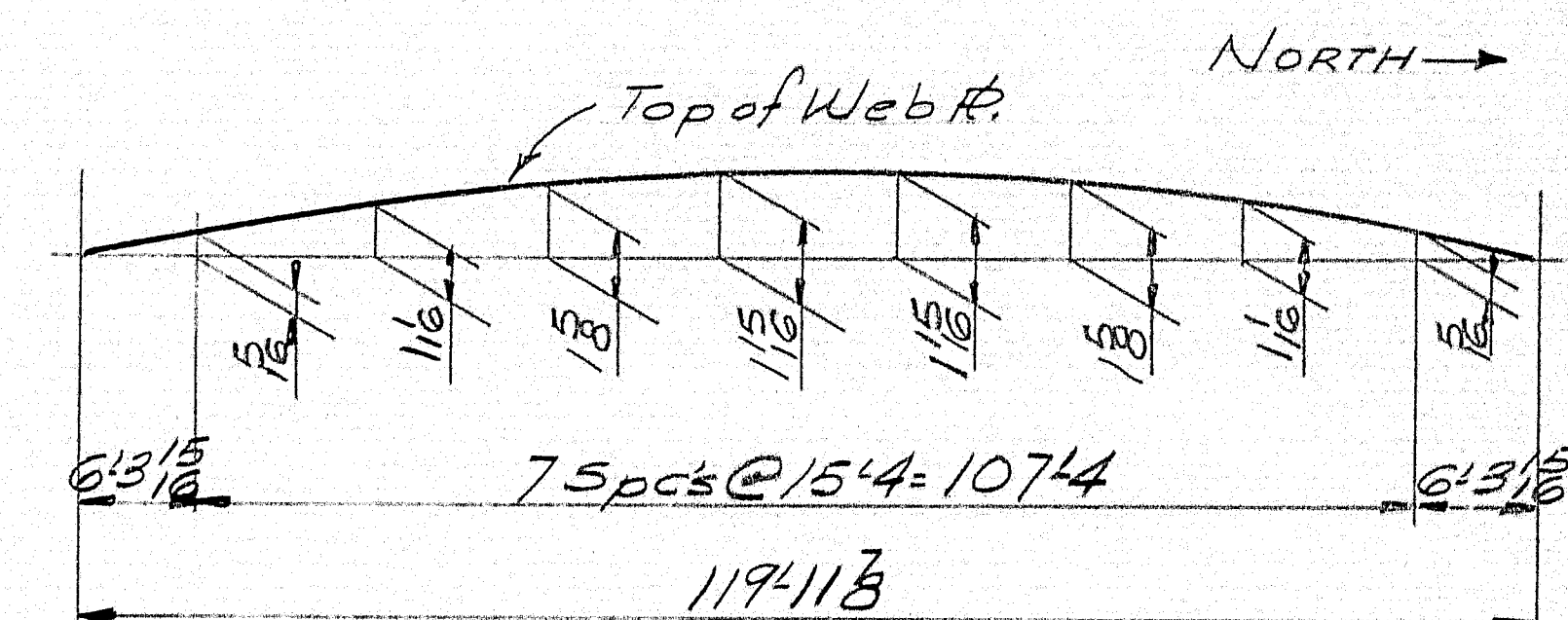
SHOP ASSEMBLY DIAGRAM
For All Girder Lines



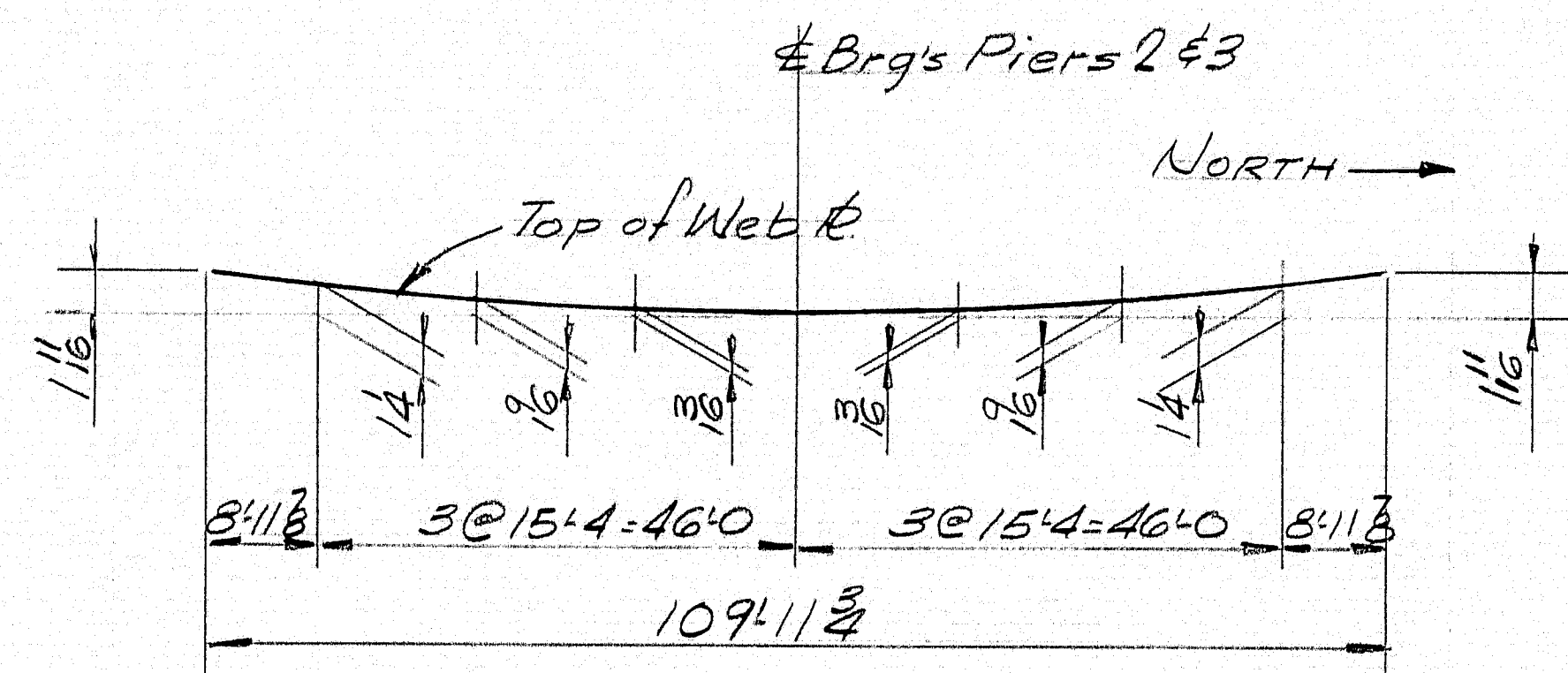
Camber tolerance @ $\pm \frac{3}{8}''$
GIRDERS G1A, G1B, G1C & G1D



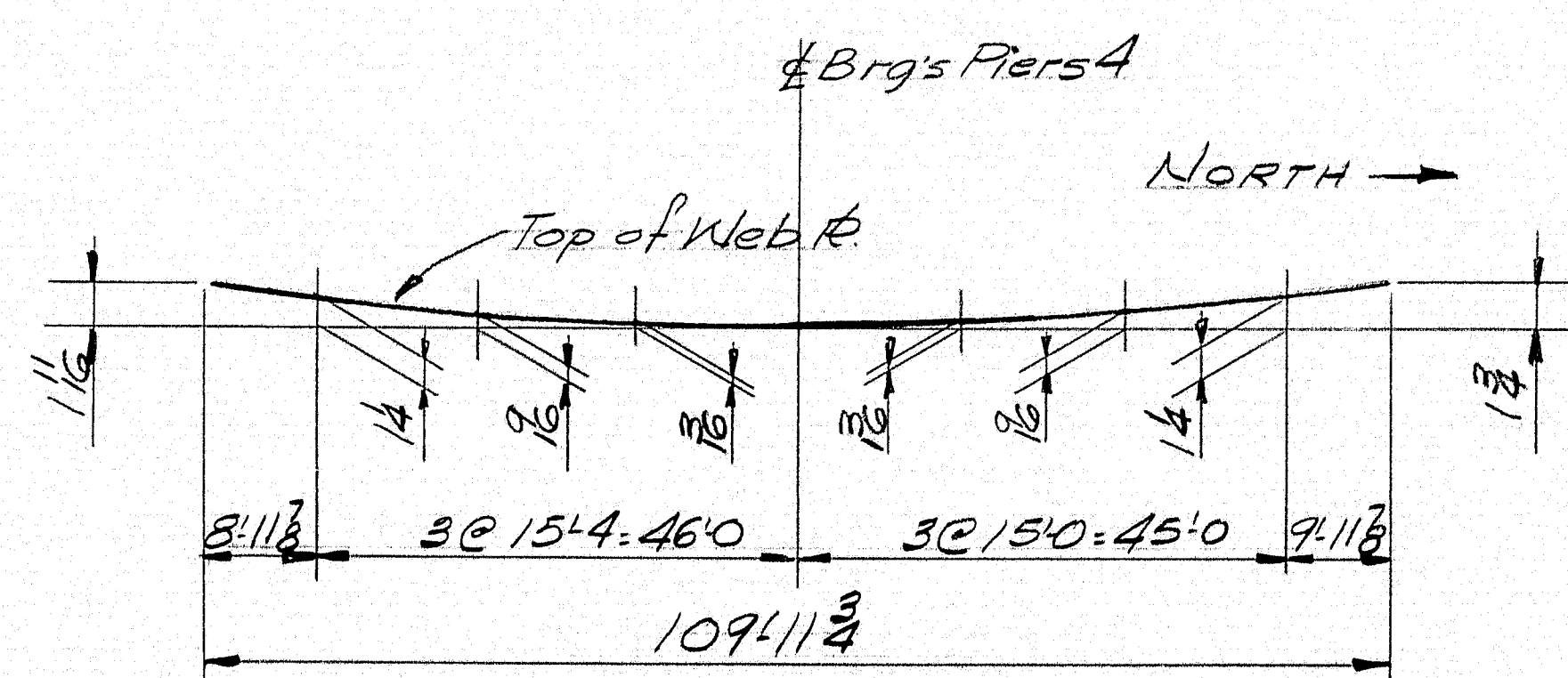
Camber tolerance @ $\pm \frac{3}{8}''$
GIRDERS G1AP, G1BP, G1CP & G1DP



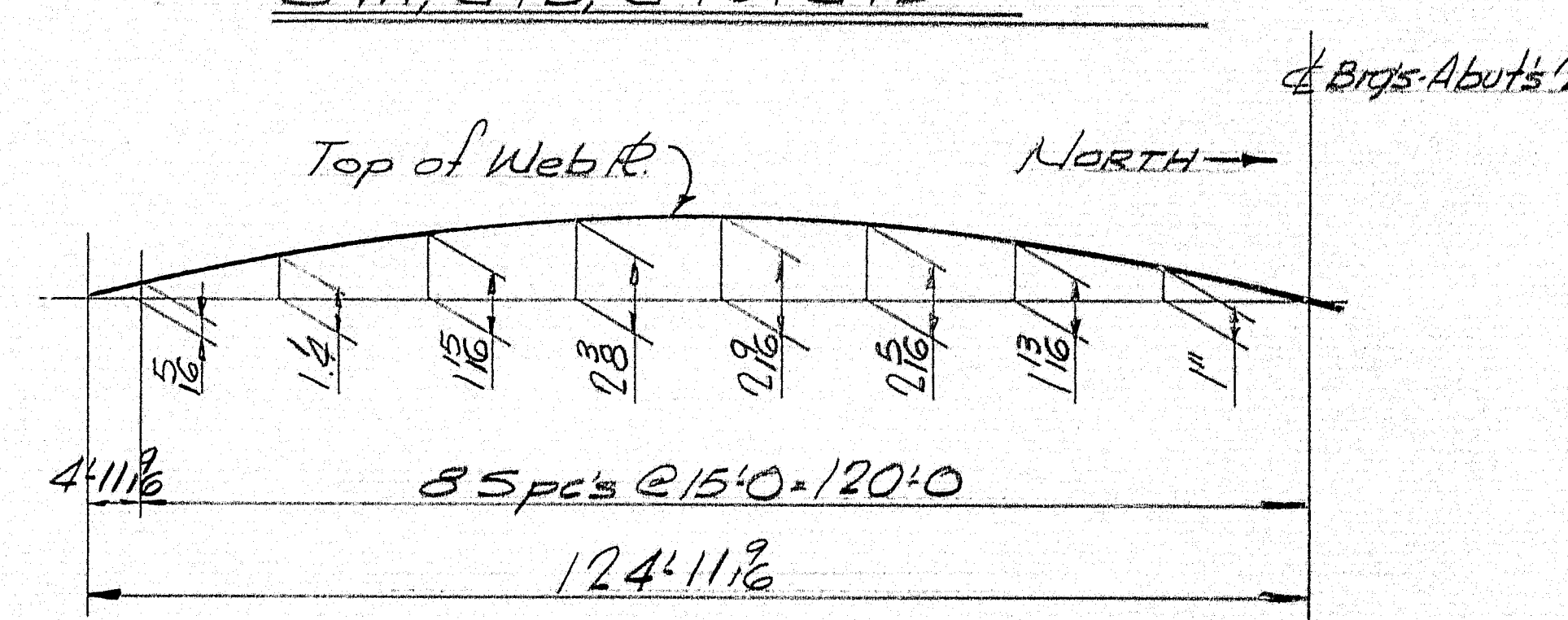
Camber tolerance @ $\pm \frac{3}{8}''$
GIRDERS G2A, G2B, G2C & G2D
G3A, G3B, G3C & G3D
G4A, G4B, G4C & G4D



Camber tolerance @ $\pm \frac{3}{8}''$
GIRDERS G2AP, G2BP, G2CP & G2DP
G3AP, G3BP, G3CP & G3DP



Camber tolerance @ $\pm \frac{3}{8}''$
GIRDERS G4AP, G4BP, G4CP & G4DP



Camber tolerance @ $\pm \frac{3}{8}''$
GIRDERS G5A, G5B, G5C & G5D

CAMBER DIAGRAMS

Cambers shown are finished cambers.
No allowances shown for shrinkage due to welding.
The ends of girders shall be cut normal to
a working base line unless otherwise detailed.


Prov. No. I-95-9(29)

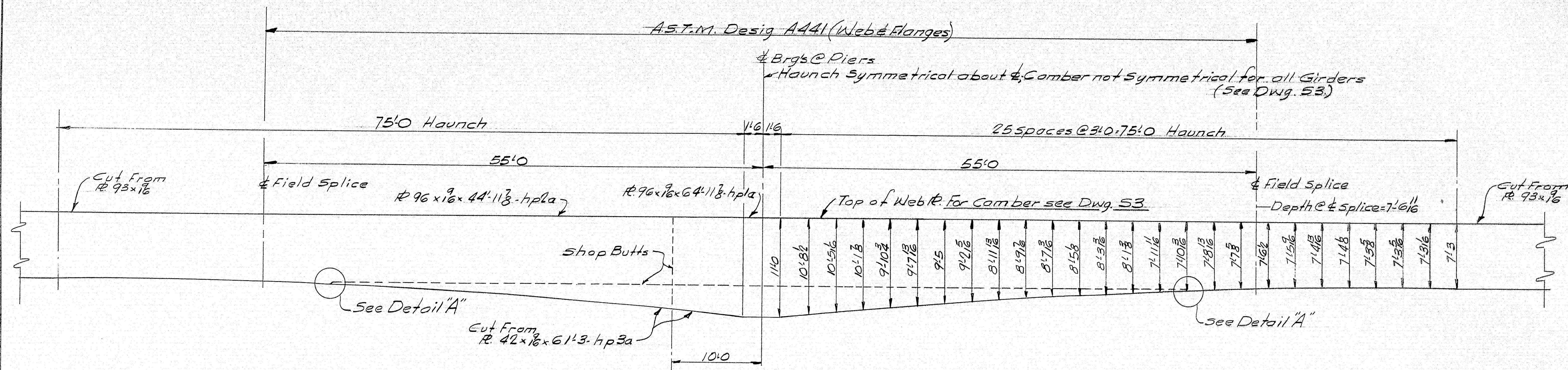
APP. 9.1.65

DRAWN	3-17-65 J.P.F.
REVISION	
REVISION	
REVISION	

N.B. & S.B. BRIDGES
CAMBER DIAGRAMS
Bancroft & Martin Inc. South Portland, Maine
I-95 OVER PENOBSCOT RIVER MEDWAY, MAINE
CUSTOMER: CALLAHAN BROS. INC.
DESIGNER: MAINE S.H.G. BRIDGEDIV.
ORDER NO. VERBAL
DWG. NO. 65-19-53

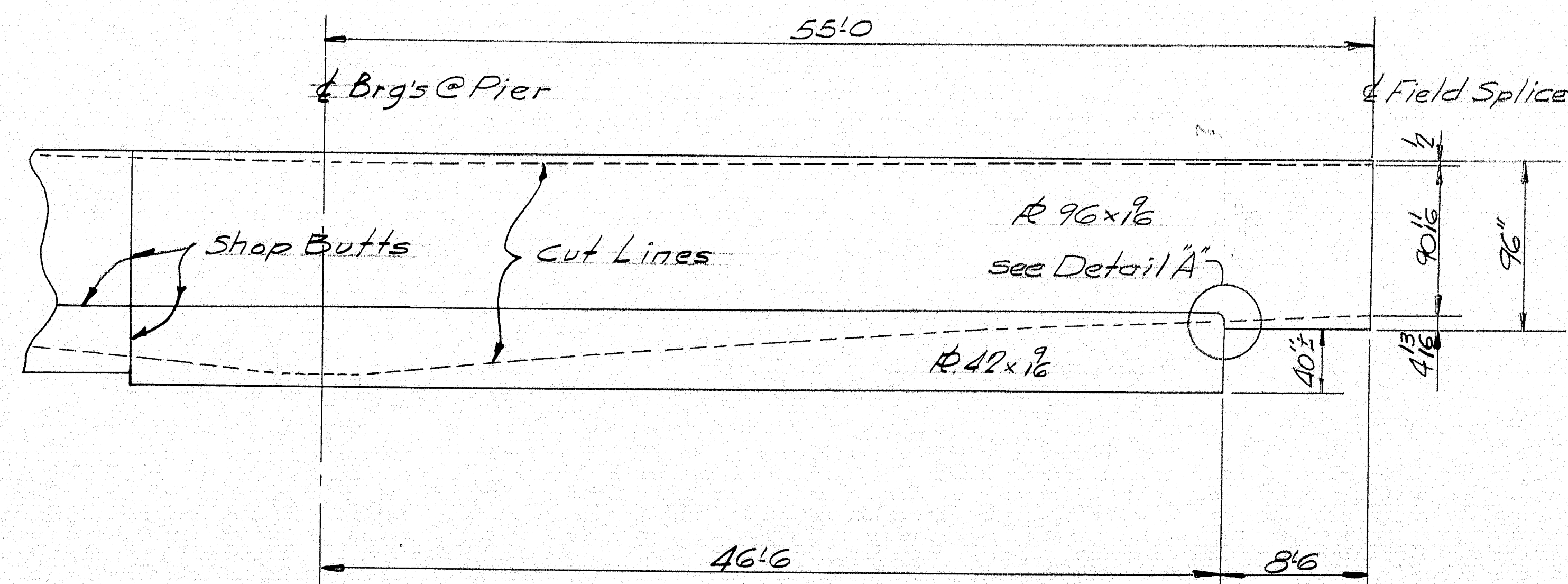
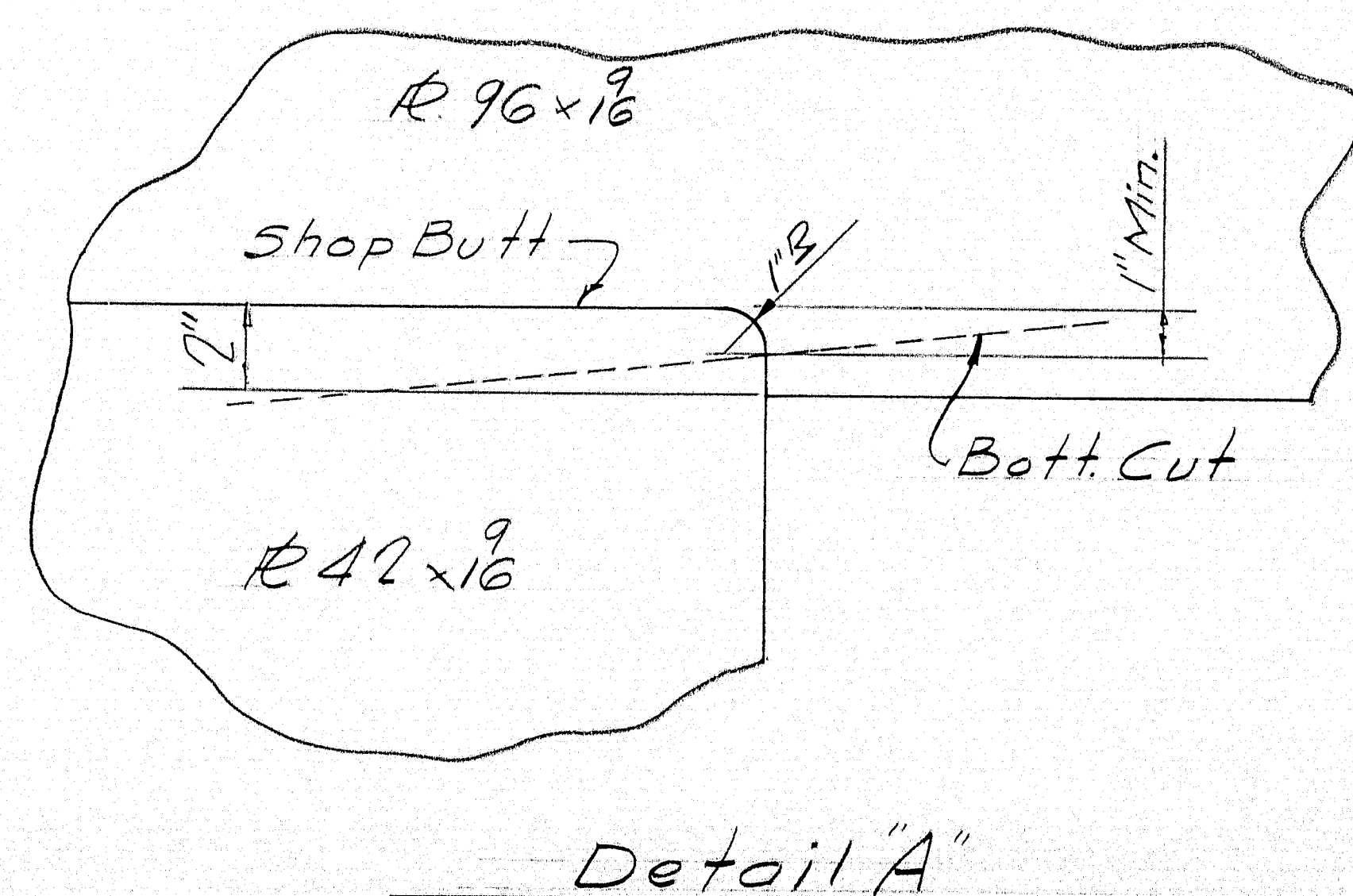
98-33





Ends of Plates to be normal to a working base line.
For Welding see Dwg 56

HAUNCH DETAIL



Prov. No. I-95-9(29)

N.B. & S.B. BRIDGES

HAUNCH DETAIL

Bancroft & Martin Inc.
South Portland 1, Maine


I-95 OVER PENOBSCOT RIVER
MEDWAY, MAINE

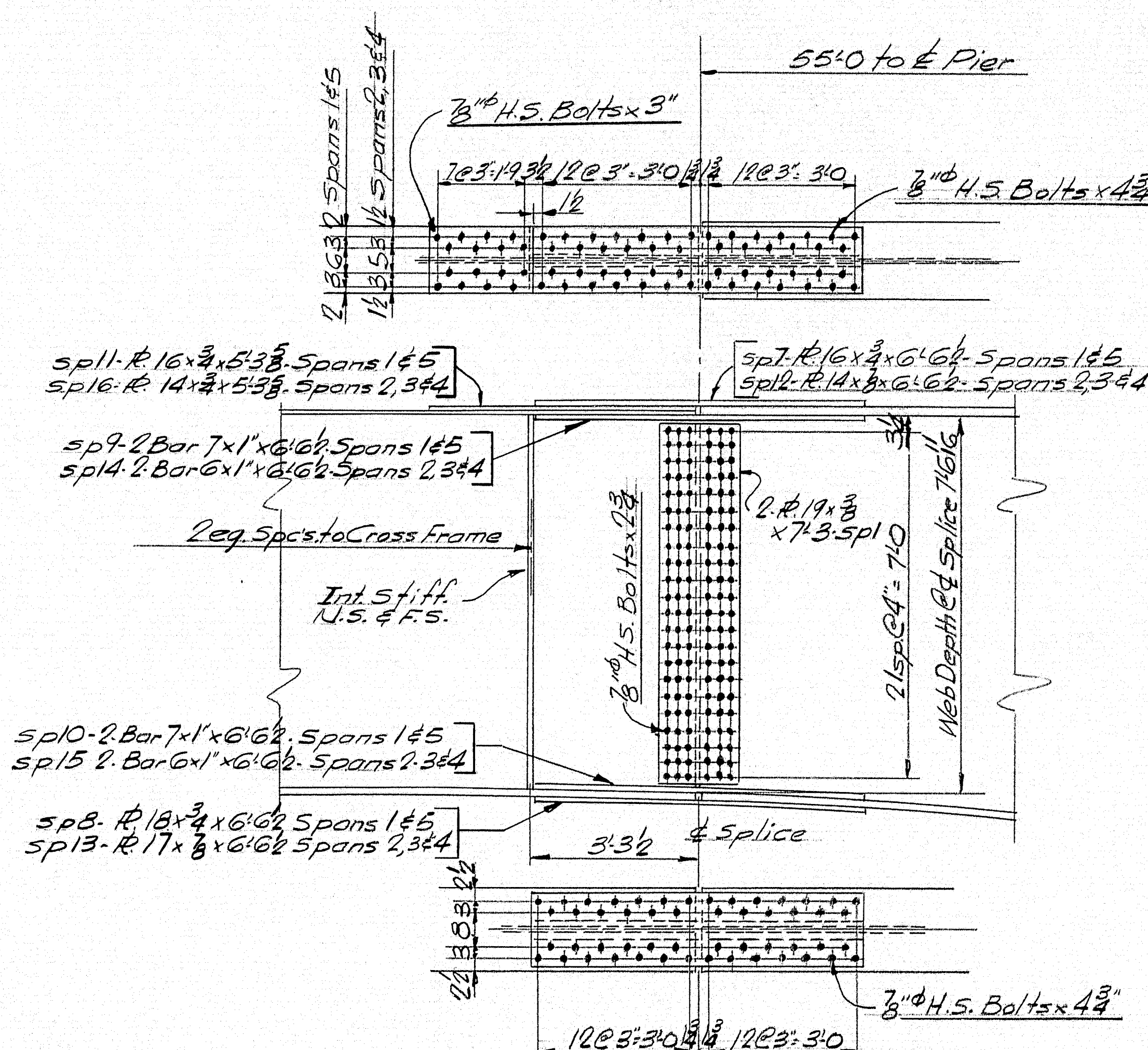
CUSTOMER CALLAHAN BROS. INC.
DESIGNER MAINE S.H.C. BRIDGE DIV.

ORDER NO. VERBAL DWG. NO. 65-19-54

DRAWN	31765 J.P.P.
REVISION	
REVISION	
REVISION	

9834





SPLICE DETAIL
Girders "B" & "C"
(Interior)


NOTE

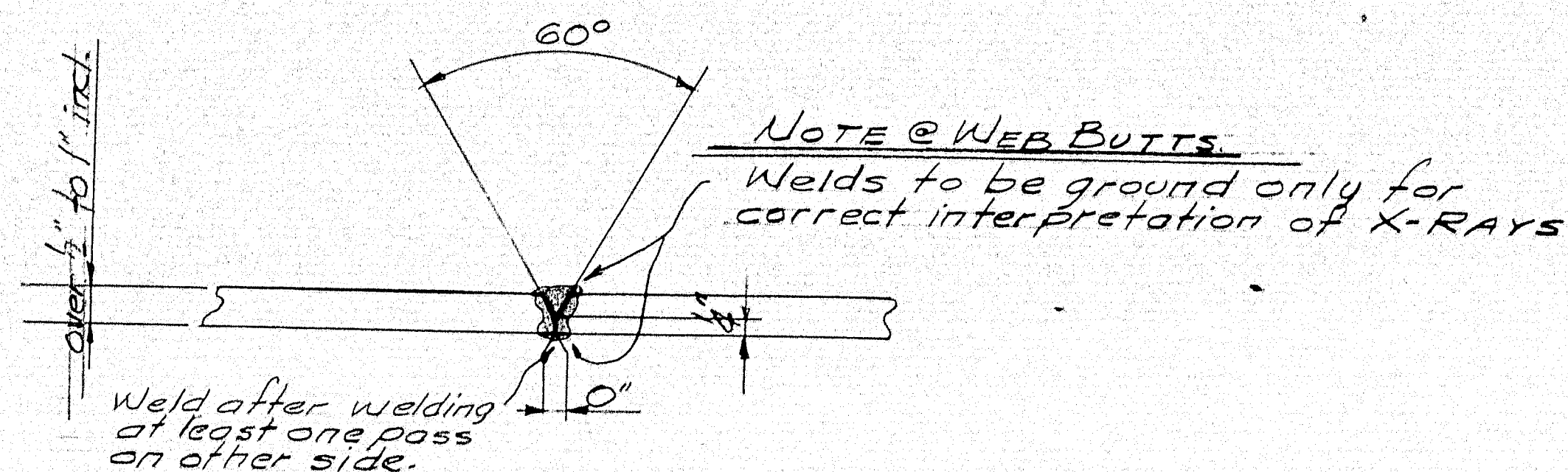
Splice connections to be made with
 $\frac{1}{8}''$ High Tensile Strength Bolts. - Holes to be $\frac{15}{16}''$
 For General Notes see DWG. E1

APP. 9-1-65	PROJ. No I-95-9(29)	
	N.B. & S.B. BRIDGES	
	SPlice DETAILS	
	Bancroft & Martin Inc. South Portland 7, Maine	
	I-95 OVER PENOBSCOT RIVER MEDWAY, MAINE	
ET	CUSTOMER	CALLAHAN BROS. INC.
	DESIGNER	MAINE S.H.G. BRIDGE DIV.
	ORDER NO. <u>VERBAL</u>	DWG. NO. <u>6519-55</u>

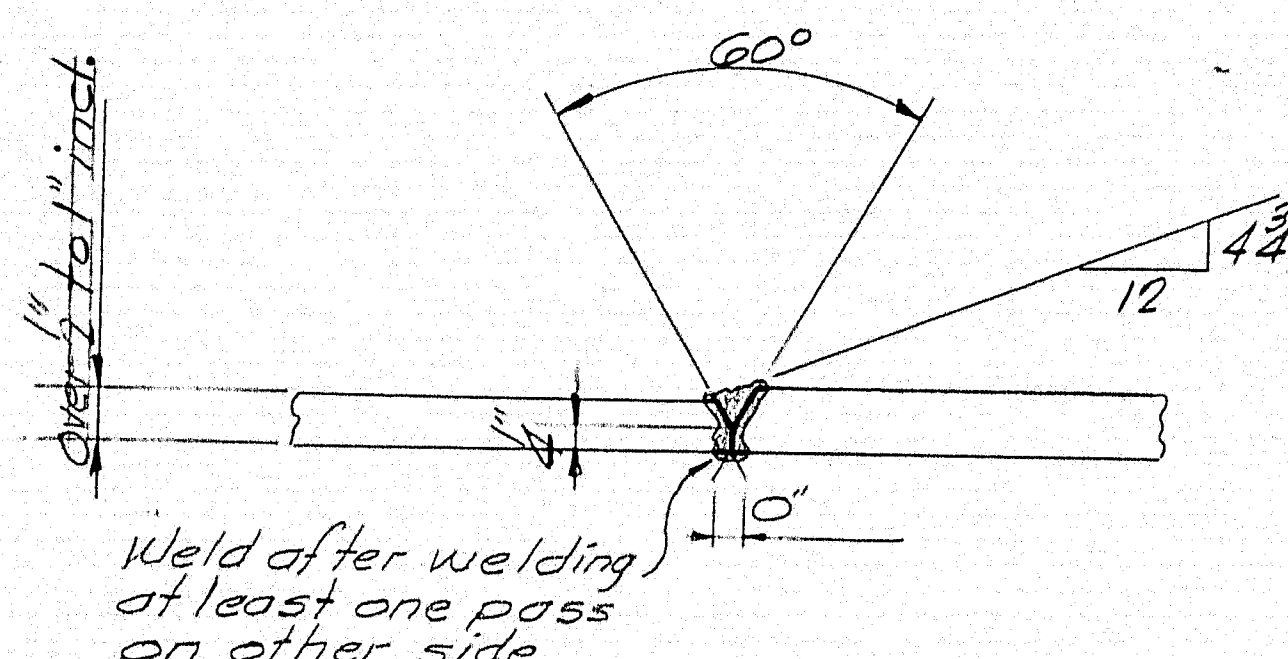
4

98-31

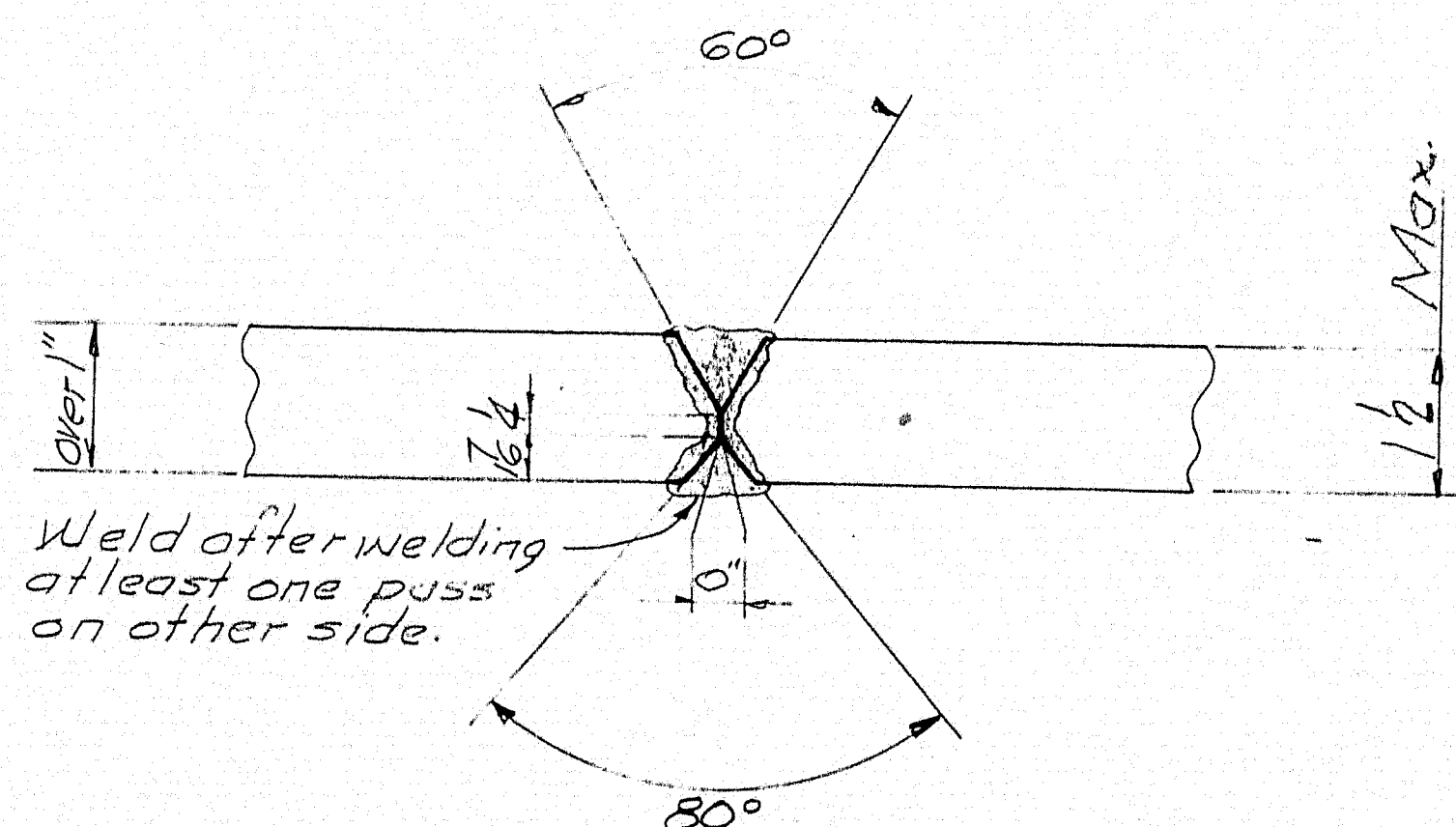




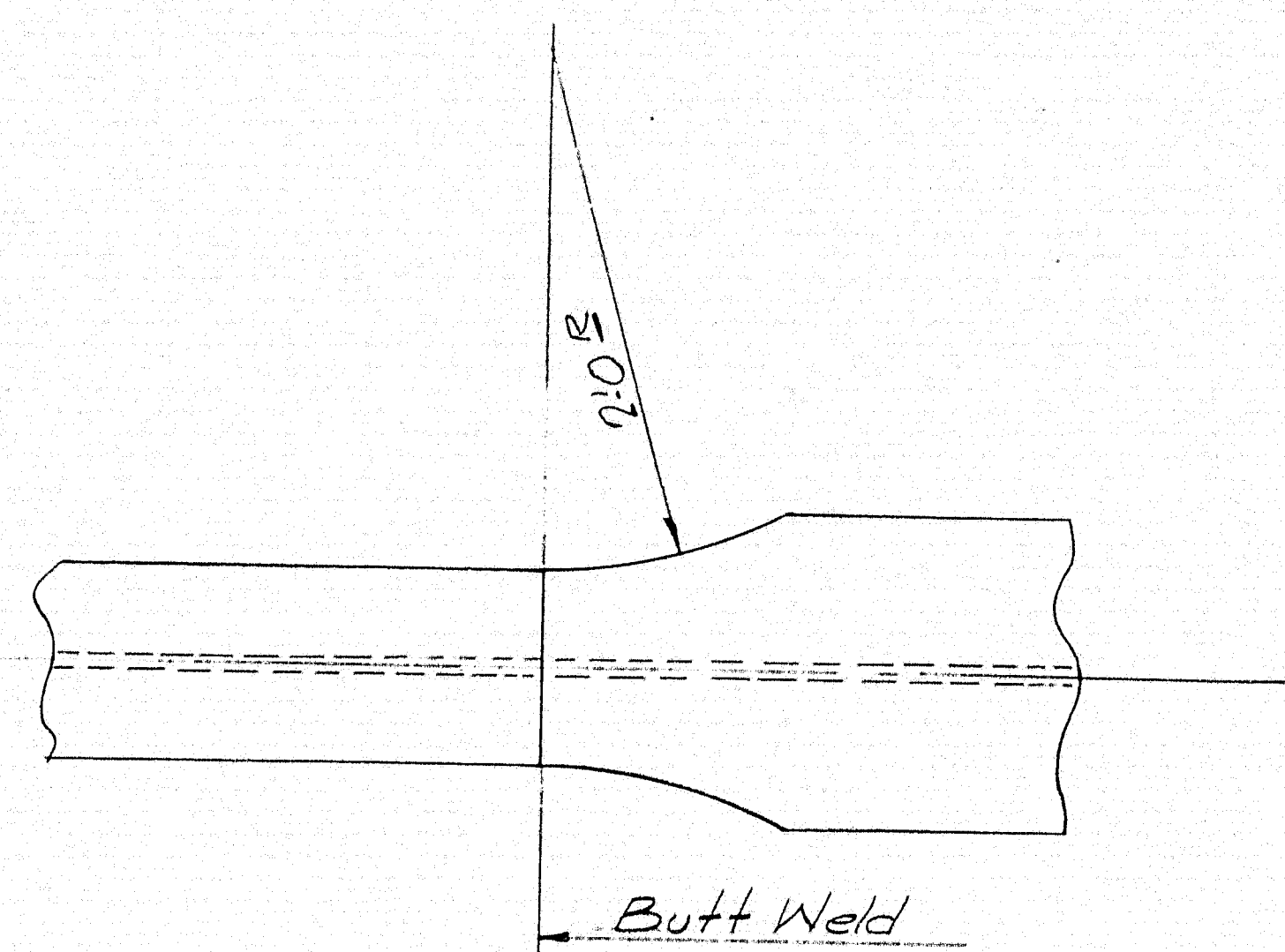
WA (B-L2b.5)



WB (B-L2b.5)



WC (B-L3.5)



TRANSITION OF WIDTH
(Typical)

WELDING NOTES

- 1) Welds for flange plate & web plate butts: Submerged Arc.
A441 Steel - Linde Air Prod. Co. Unionmelt $\frac{5}{32}$ #36 wire Grade 50 Flux.
A36 Steel do do $\frac{5}{32}$ #29 do 50 Flux.
Web to flange fillets: Submerged Arc.
A441 & A36 Steel - Linde Air Prod. Co. Unionmelt $\frac{5}{32}$ #29 wire Grade 50 Flux.
Bearing Stiffeners: Submerged Arc.
A441 & A36 Steel - Lincoln Electric Co. $\frac{3}{32}$ L 60 wire - 780 Flux.
- 2) The following non-destructive tests of the welded steel girders will be required
A - Radiographic testing of shop butt welds
B - Magnetic particle testing of shop welds, girder webs to flanges & bearing stiffeners to girder webs.
For additional information see supplemental specs. & Special Provisions.
- 3) Flanges & webs are to be butt welded & inspected in accordance with the above specifications prior to being fillet welded to each other.
- 4) All butt welds in flange R's are to be ground flush.
See Note for web butts.

Automatic or semi-automatic arc welding shall be certified by a letter of compliance that the electrode and flux are capable of producing weld metal having properties for the applicable base metal.

Proj. No. I-95-9(29)

N. B. & S. B. BRIDGES

WELDING DETAILS

Bancroft & Martin Inc.
South Portland, Maine


I-95 OVER PENOBSCOT RIVER
MEDWAY, MAINE

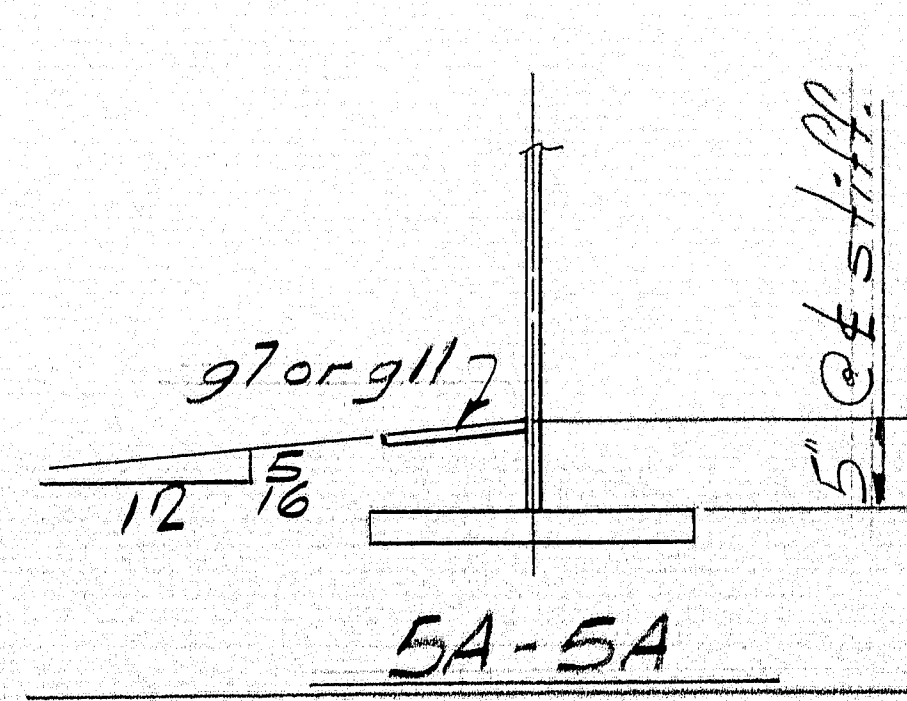
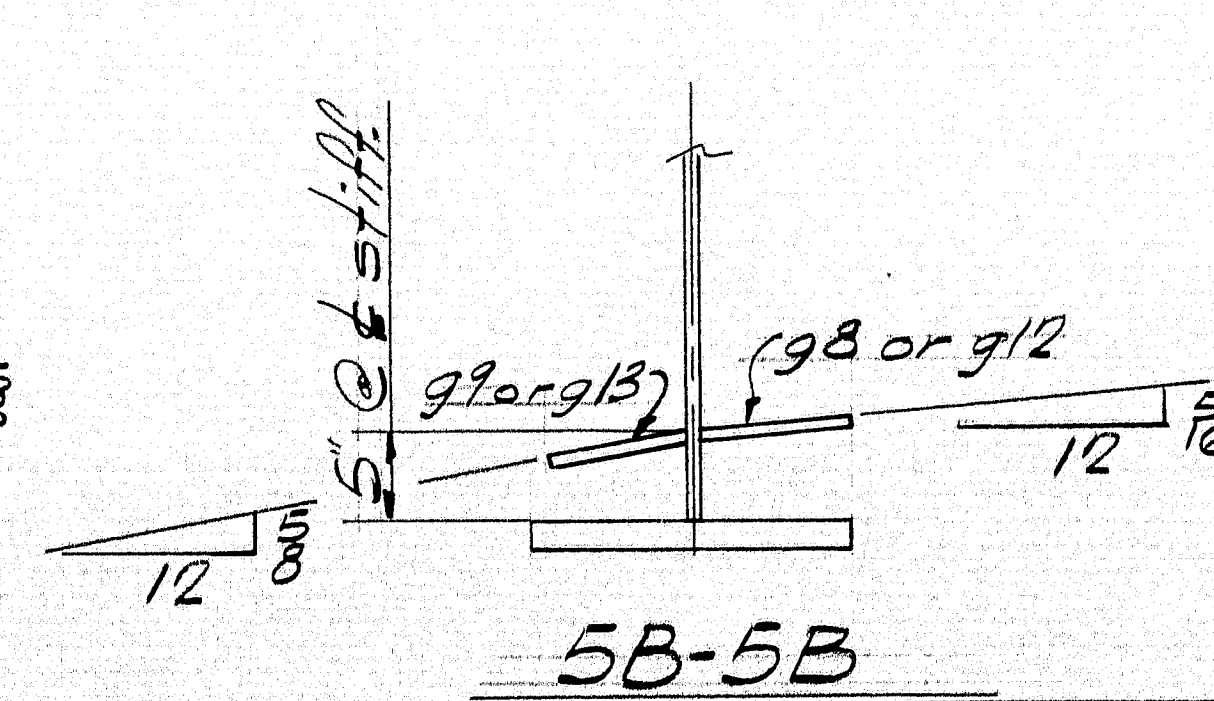
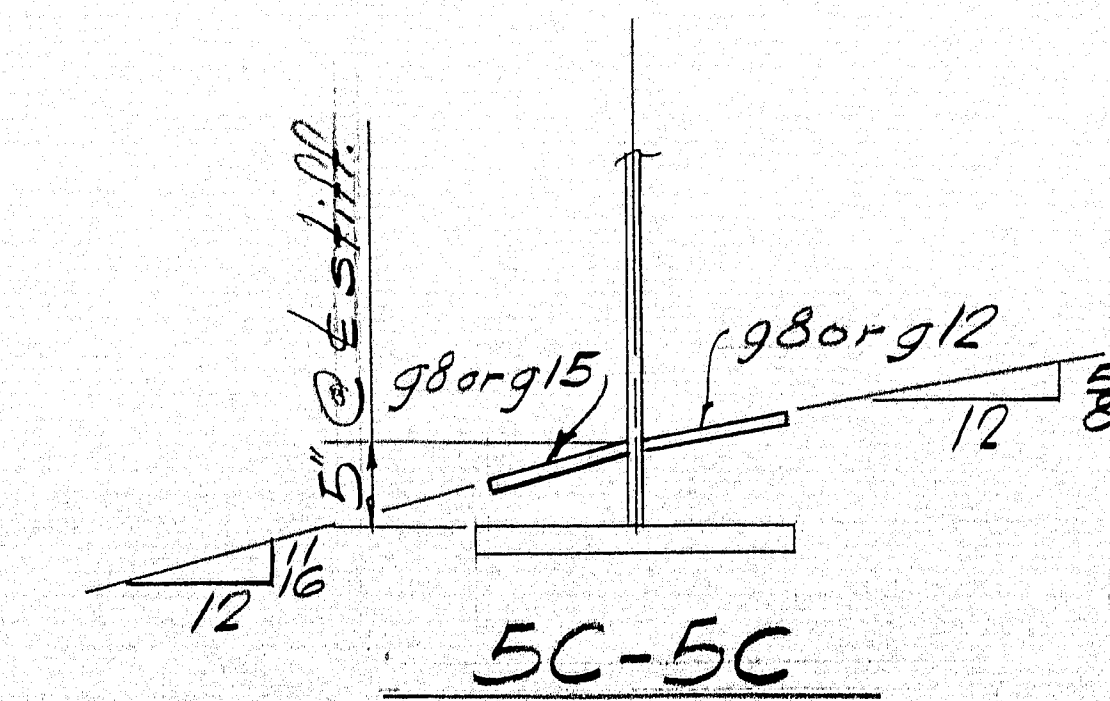
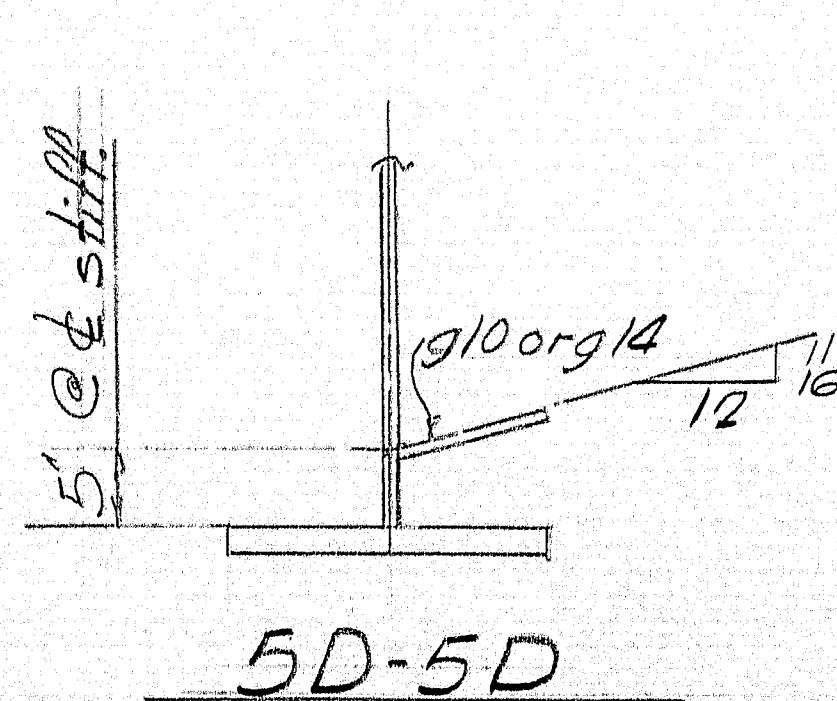
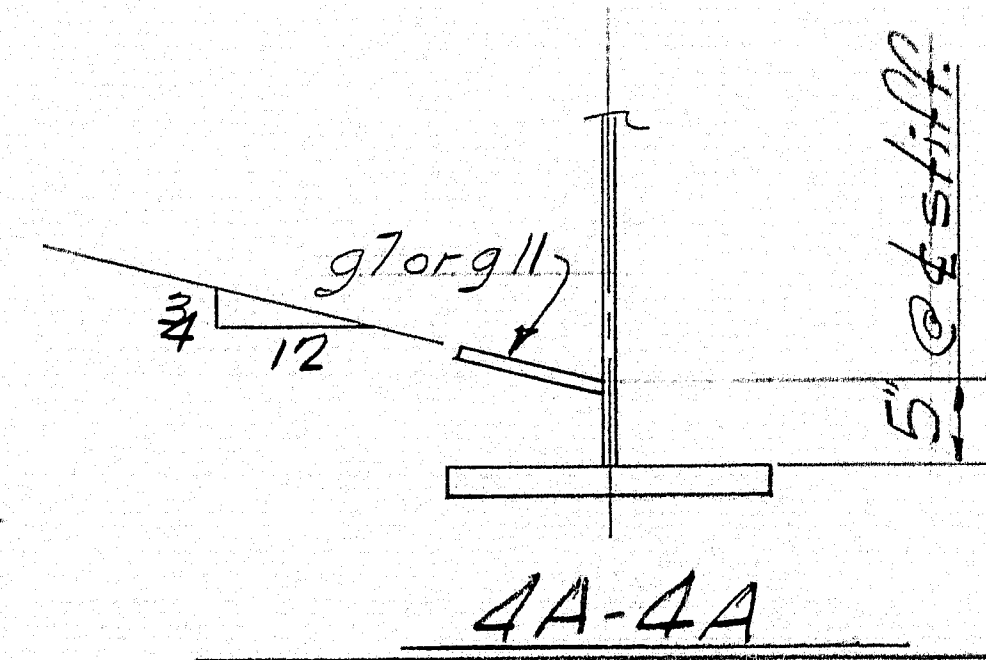
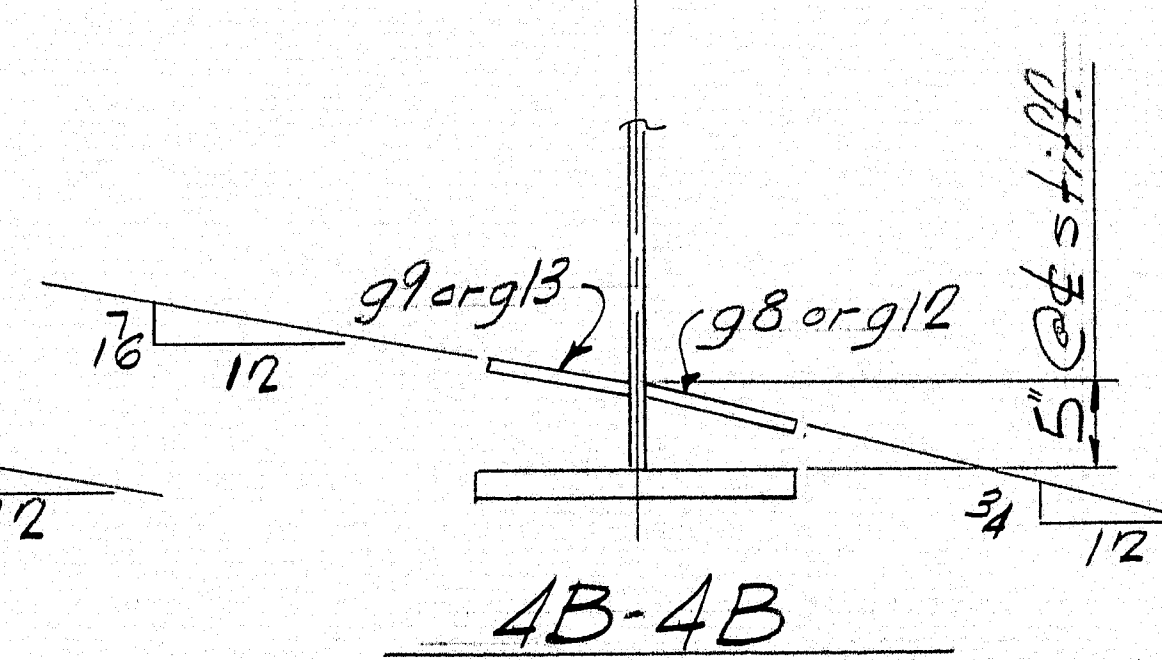
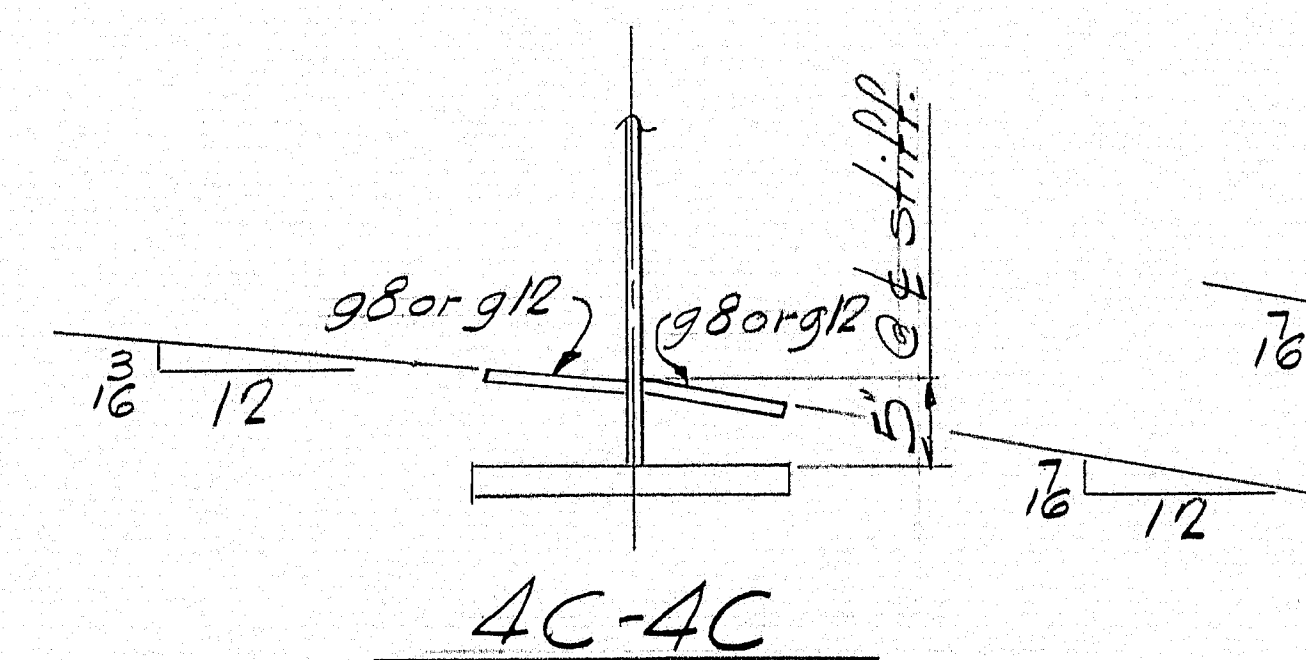
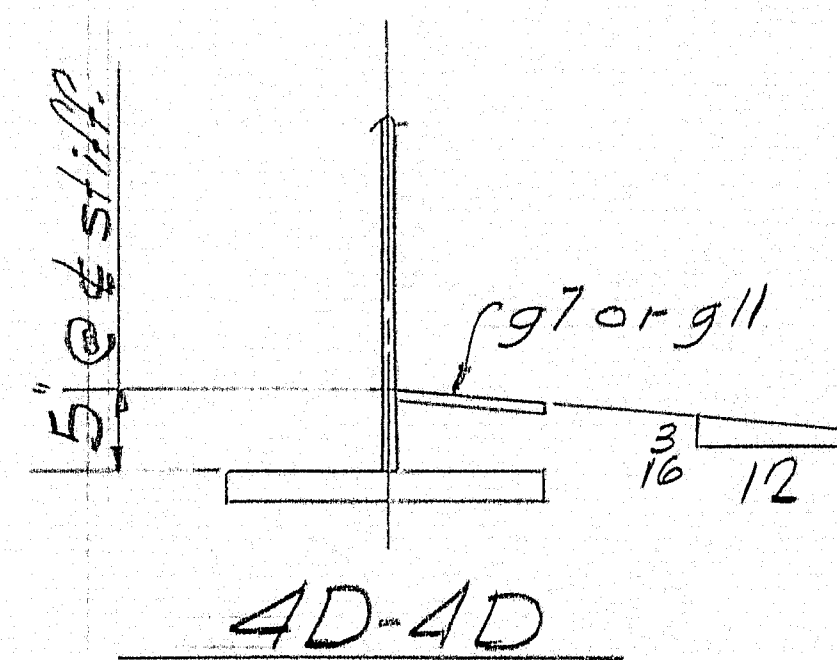
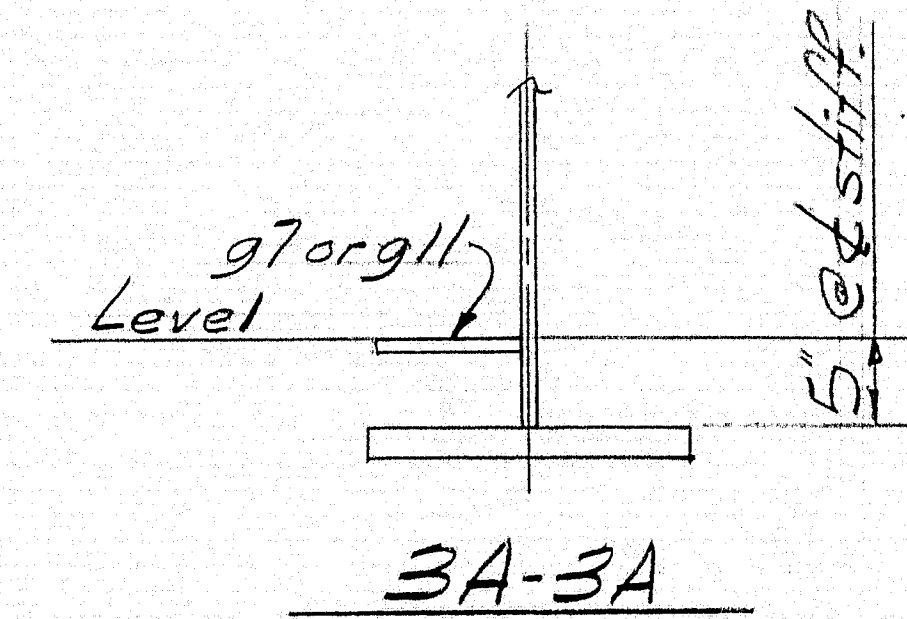
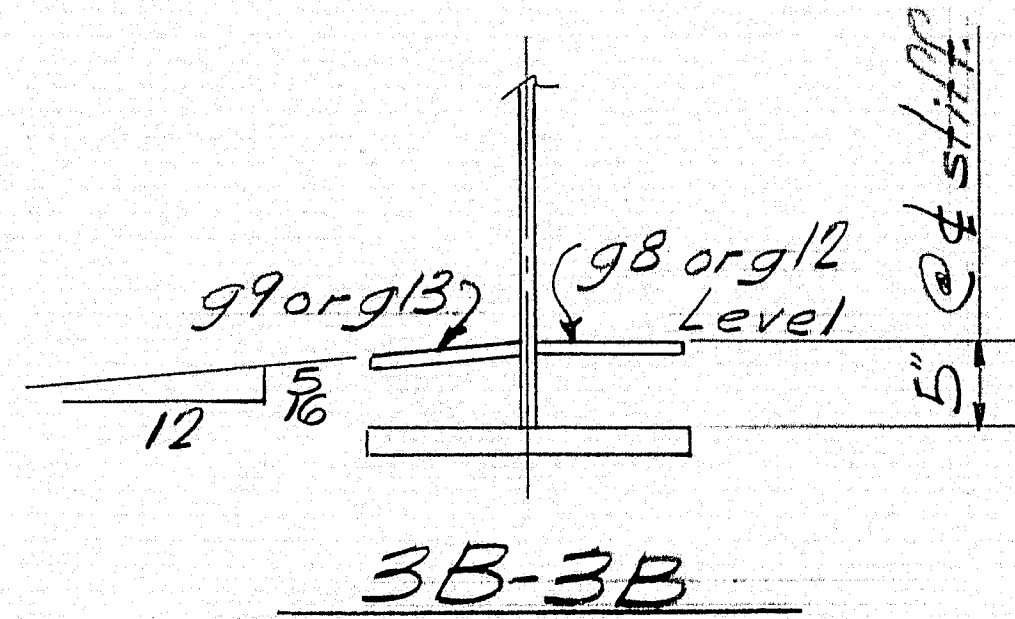
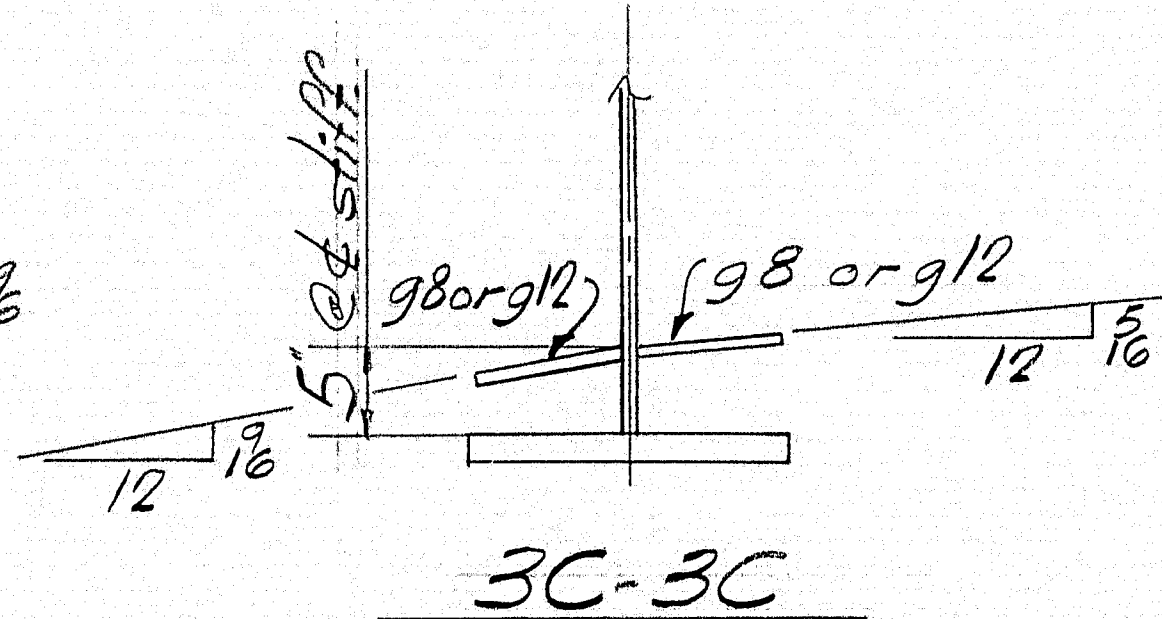
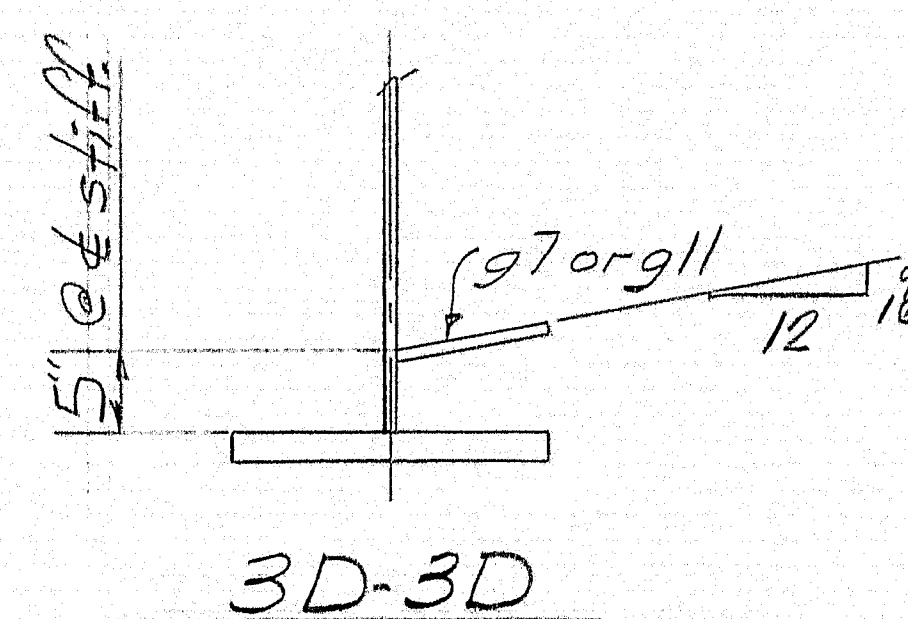
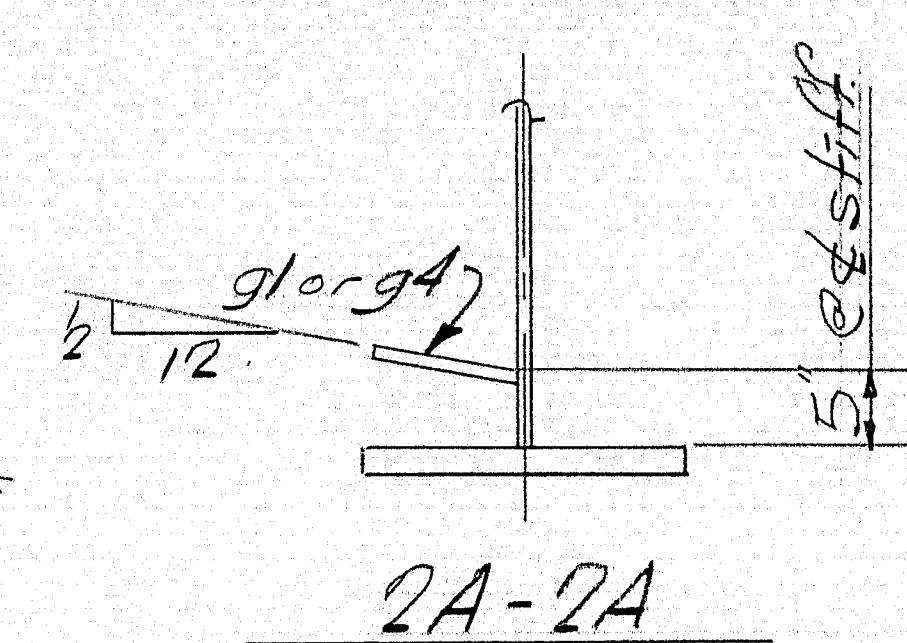
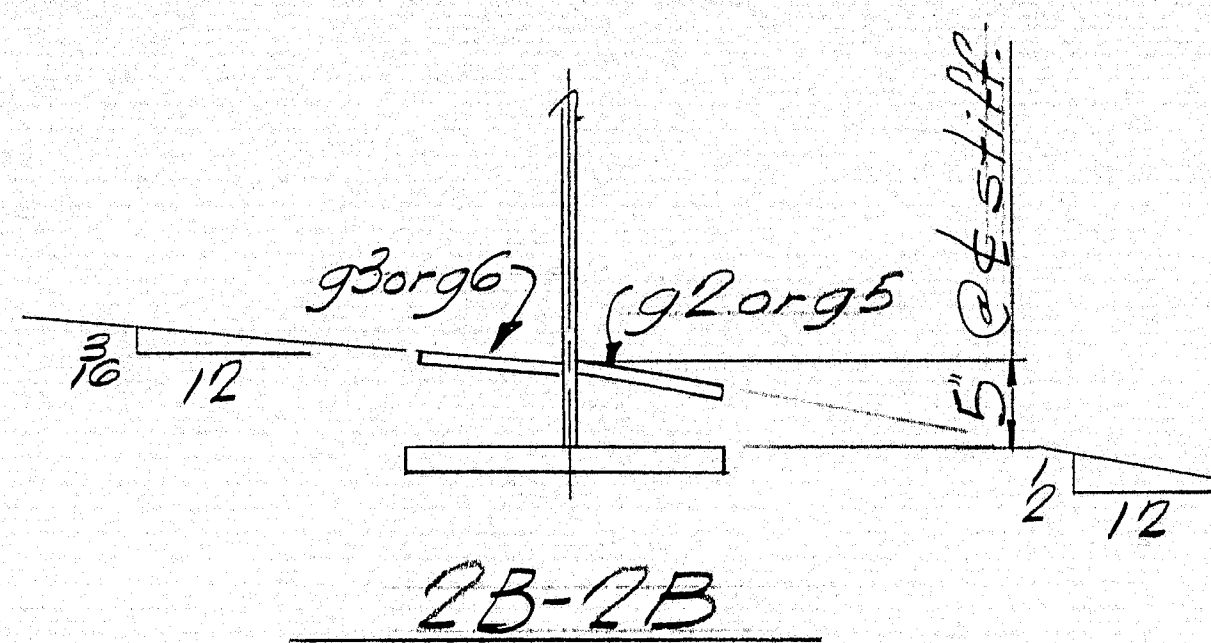
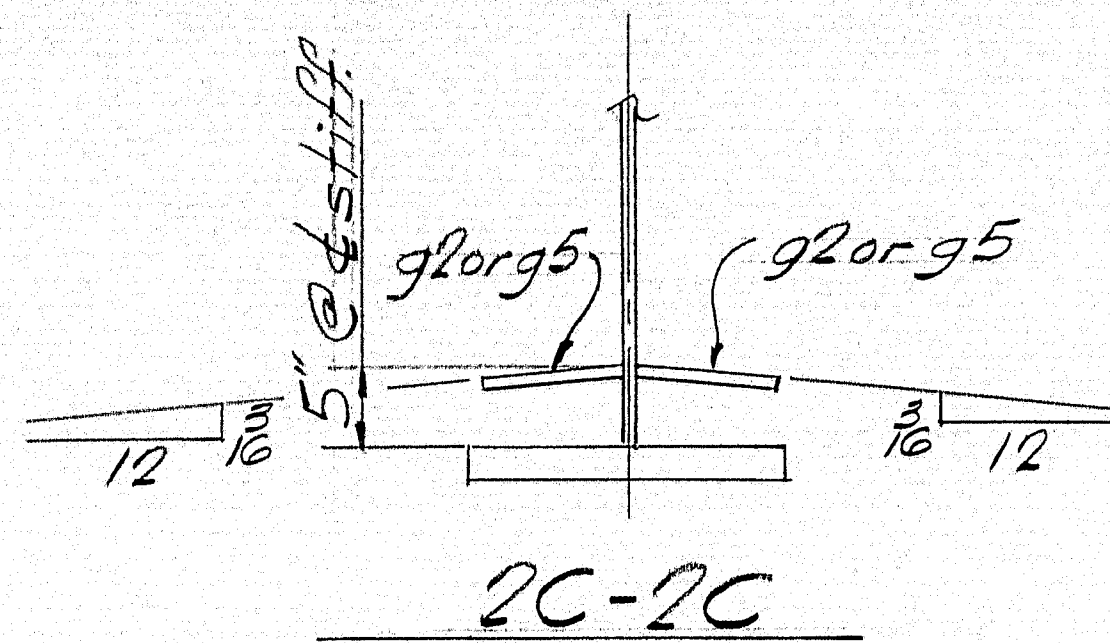
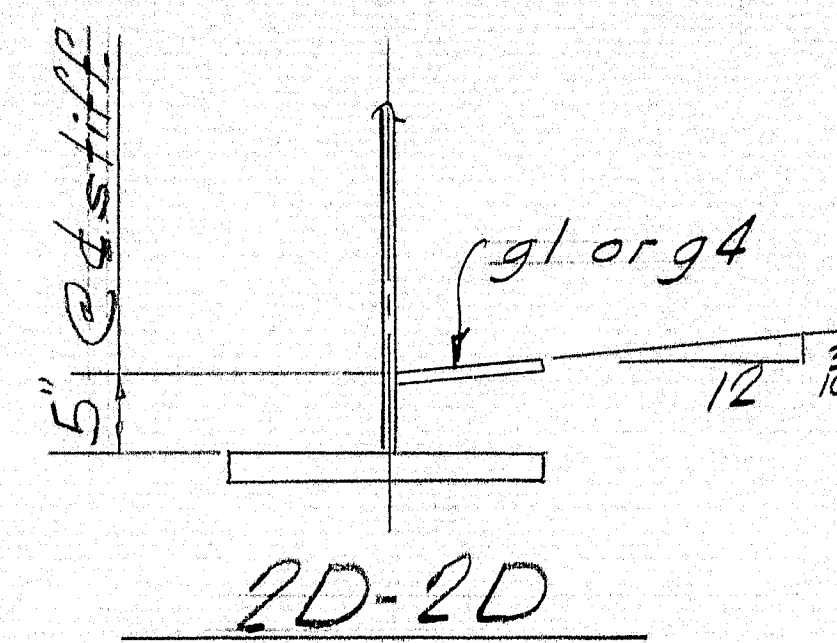
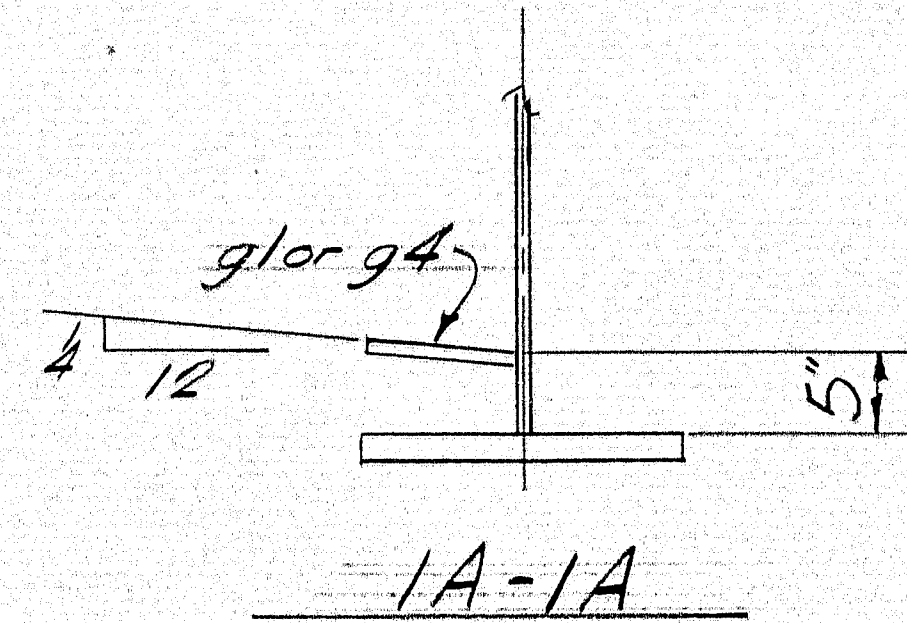
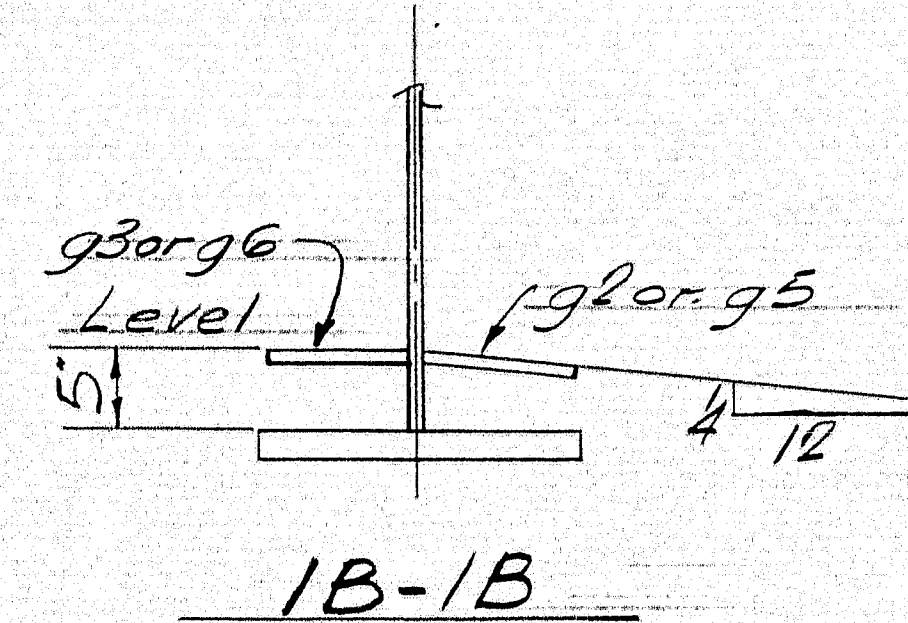
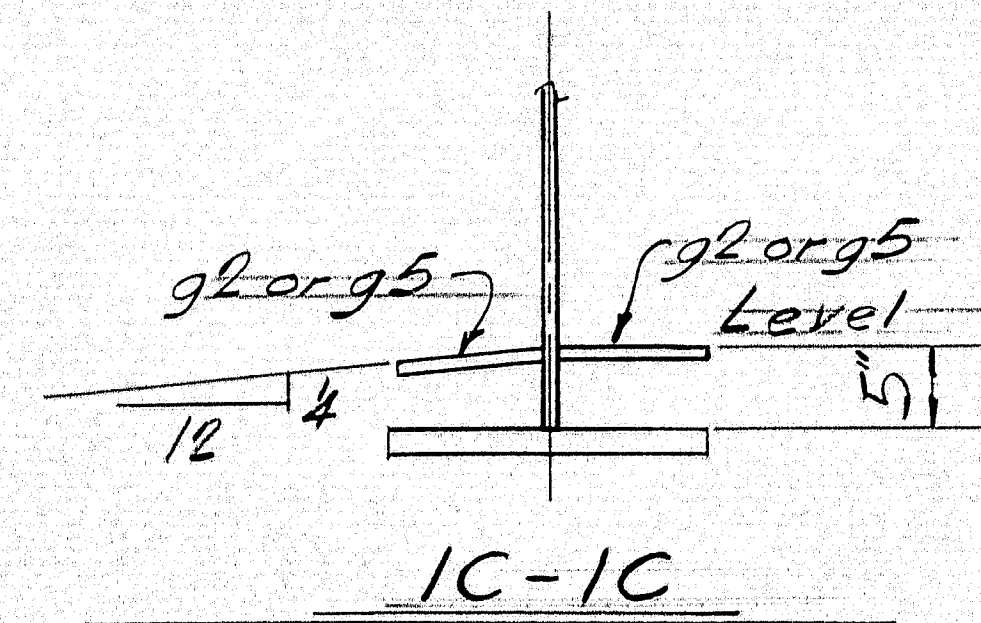
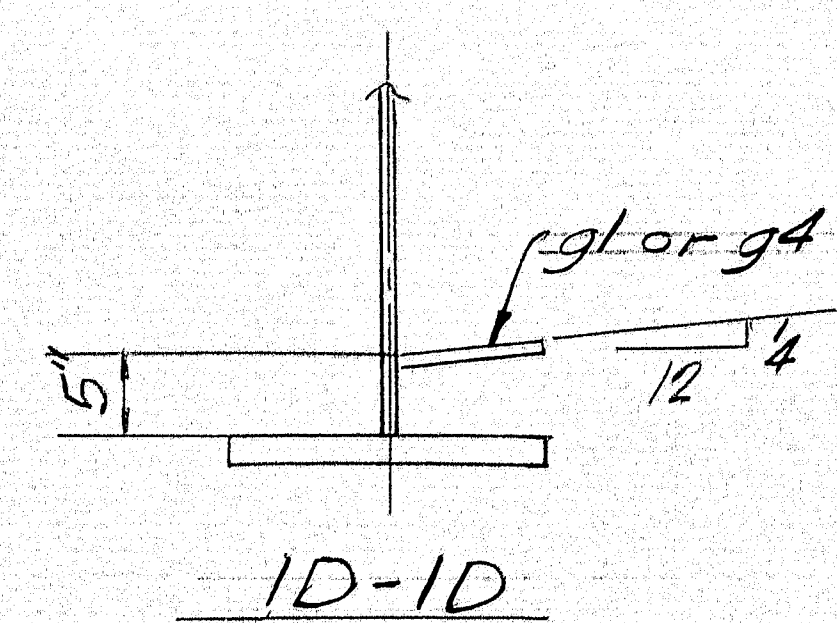
CUSTOMER CALLAHAN BROS. INC.
DESIGNER MAINE S.H.C. BRIDGE DIV.

ORDER NO. VERBAAL DWG. NO. 65-19-56

DRAWN	3-18-65 J.P.R.
REVISION	
REVISION	
REVISION	

98-36




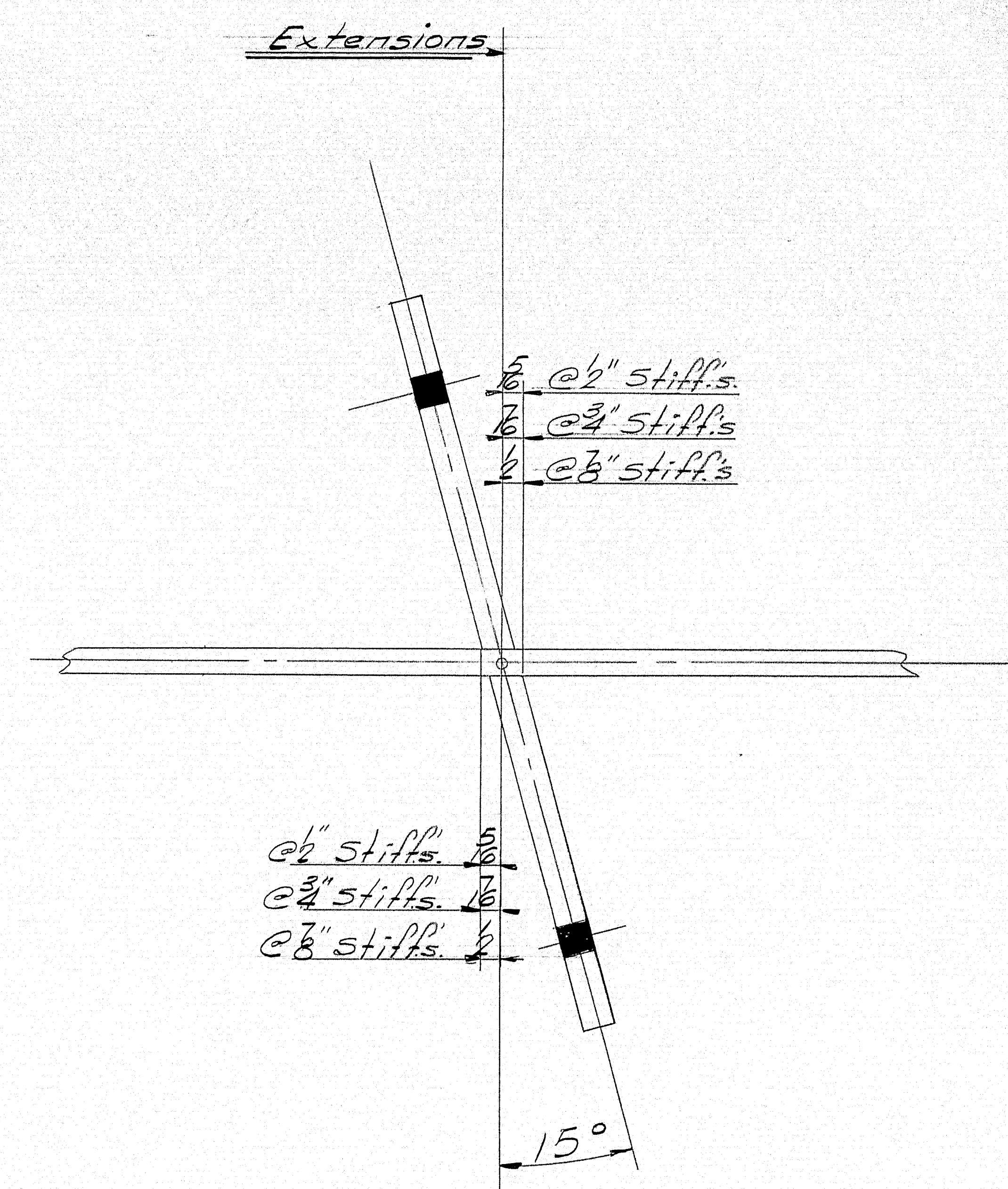
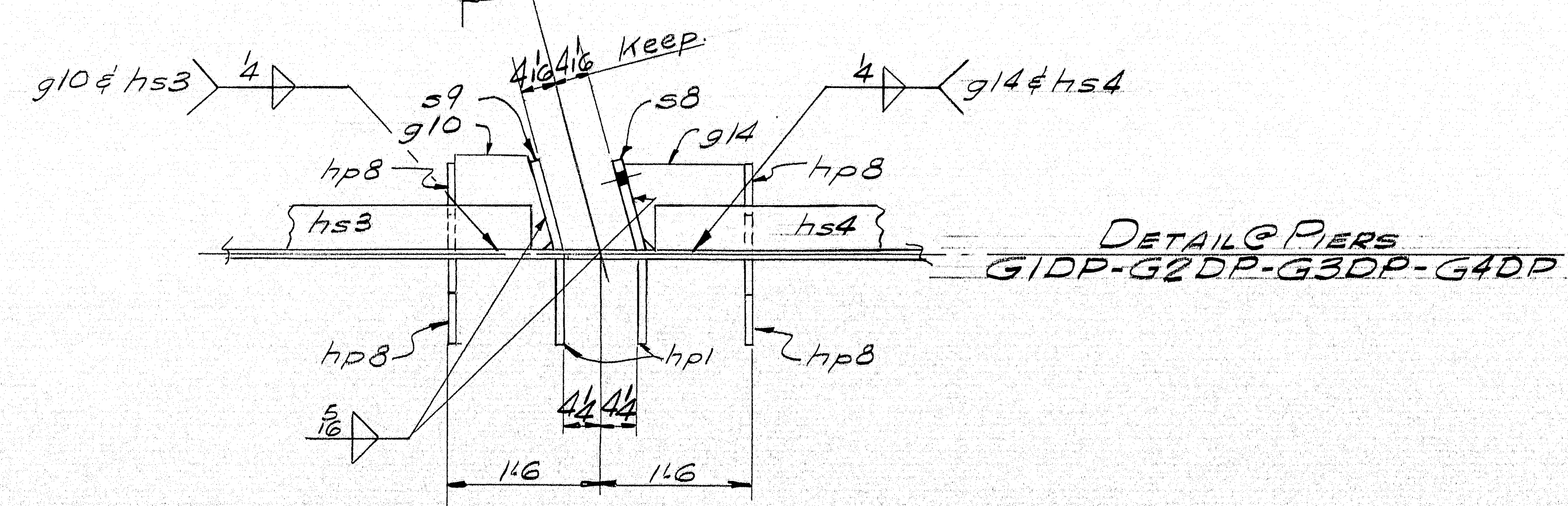
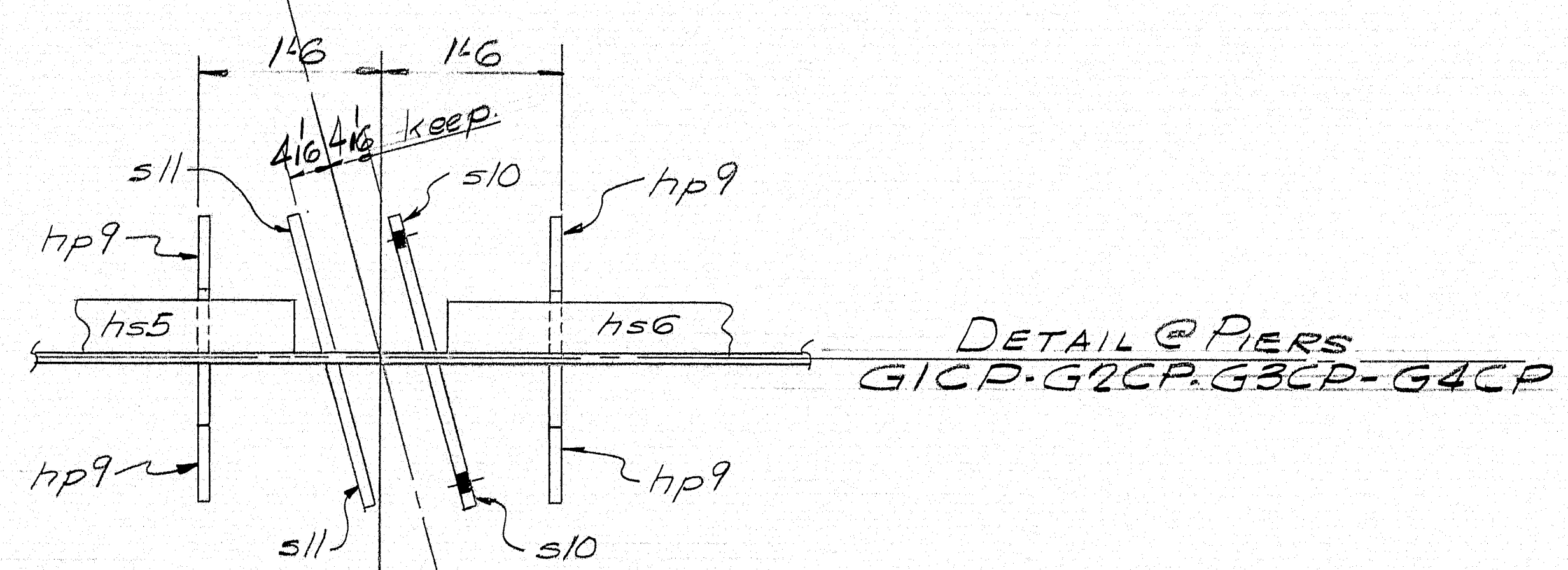
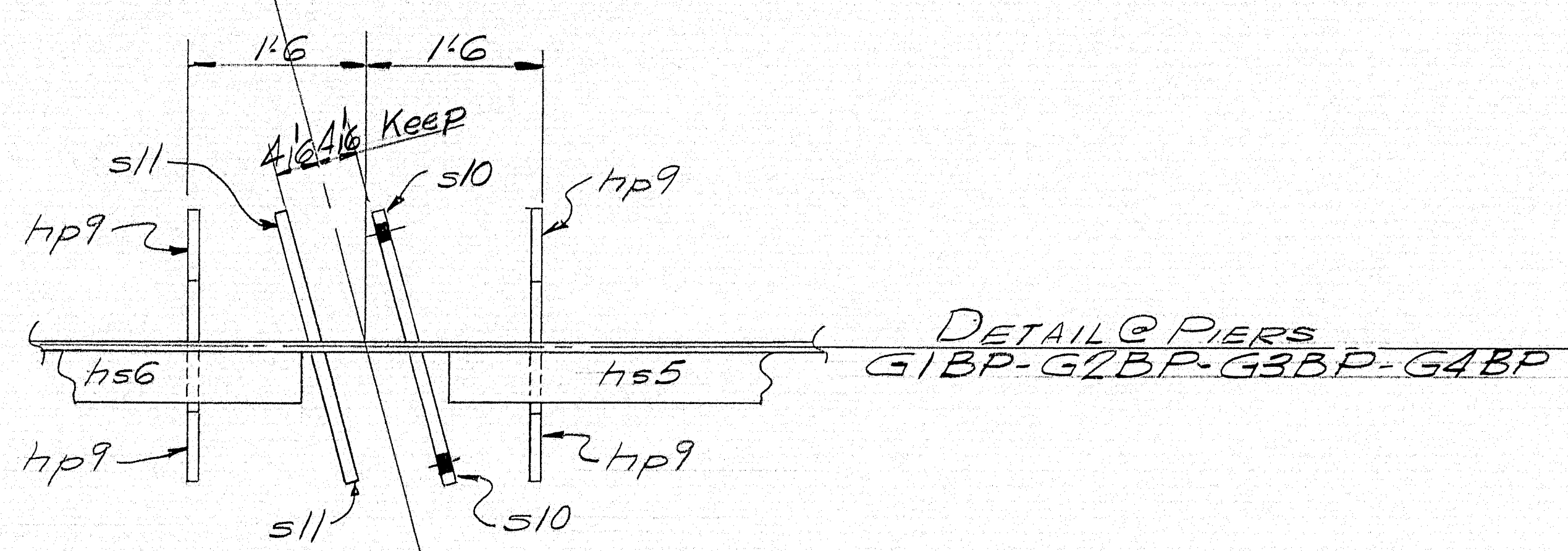
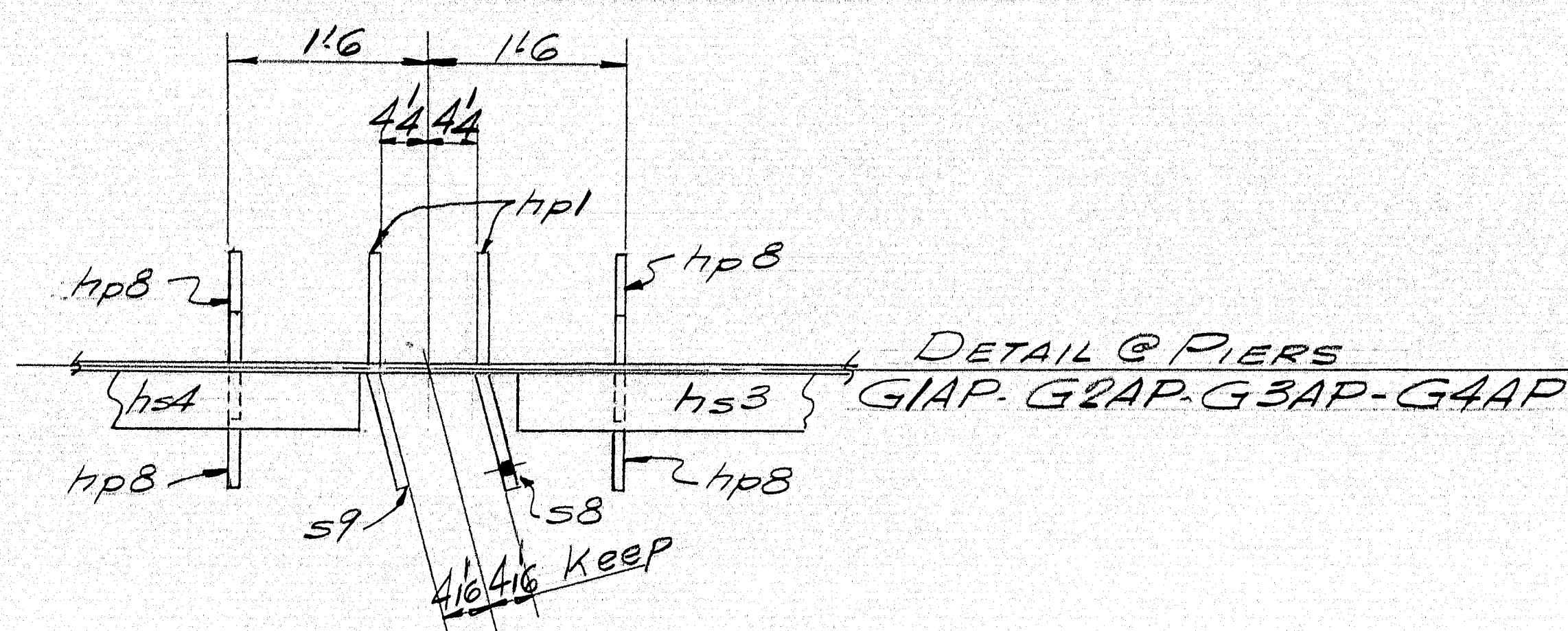


Stiffeners not shown.
For Gusset Details see Dwg. 511
Do Not Paint Gussets.

APP 9.1-65	PROJ. NO. I-95-9(29)
	N.B. & S.B. BRIDGES
	SECTIONS @ LAT. BR. GUSSETS
	Bancroft & Martin Inc. South Portland, Maine
	I-95 OVER PENOBSCOT RIVER MEDWAY, MAINE
CUSTOMER CALLAHAN BROS. INC.	
DESIGNER MAINE S.H.C. BRIDGE DIV.	
ORDER NO. VERBAL DWG. NO. 95-1957	

98-37




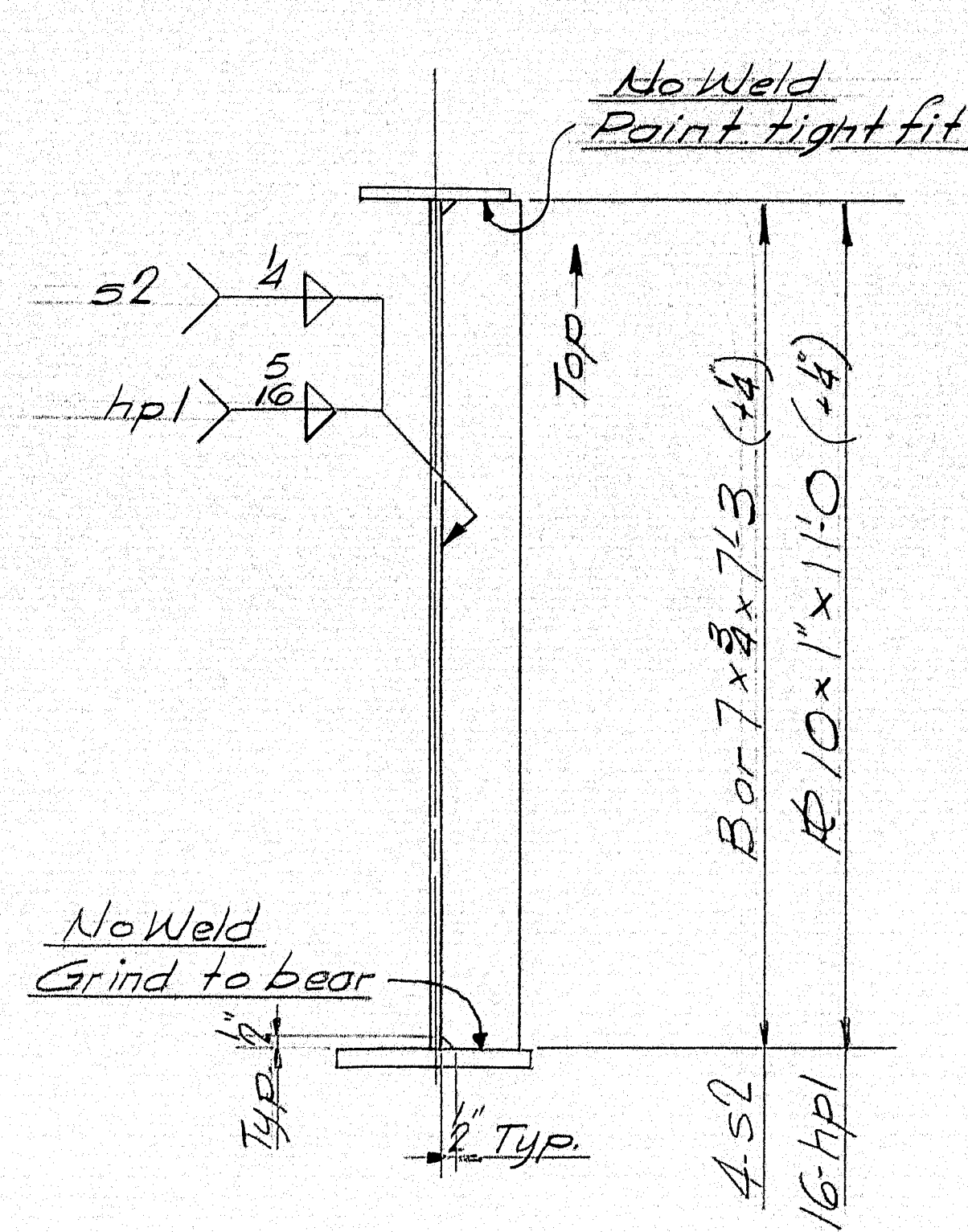


DETAIL @ SKEWED STIFFENERS

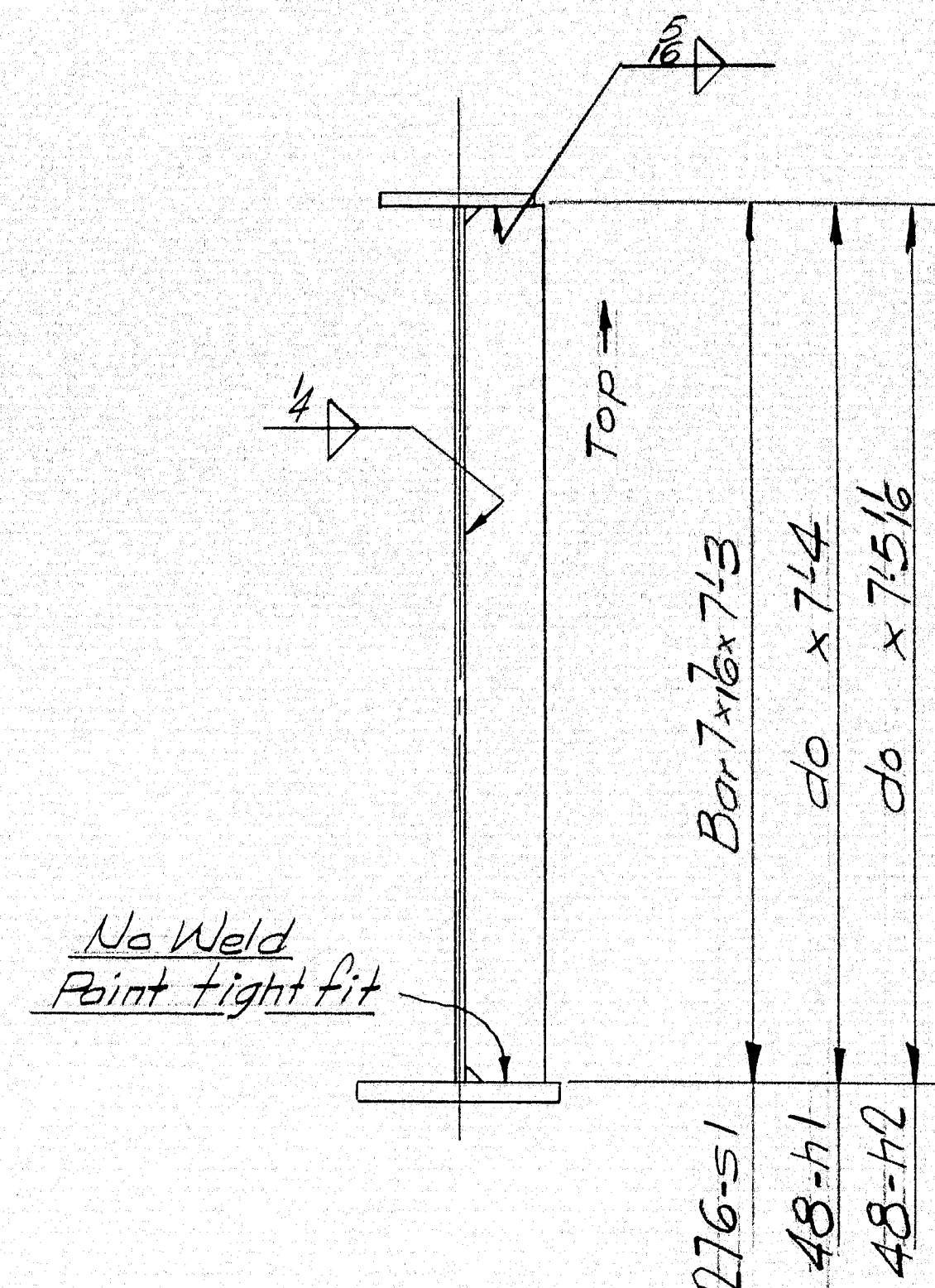
APR 9-1-65	PROJ. NO. I-95-9(29)	
	N.B. & S.B. BRIDGES	
	SPECIAL DETAILS	
	Bancroft & Martin Inc.	
	South Portland 7, Maine	
I-95 OVER PENOBSCOT RIVER		CUSTOMER CALLAHAN BROS. INC.
MEDWAY, MAINE		
I.P.F.		DESIGNER MAINE S.H.C. BRIDGE DIV.
ORDER NO. VERBAL		DWG. NO. 65-19-58

98-38

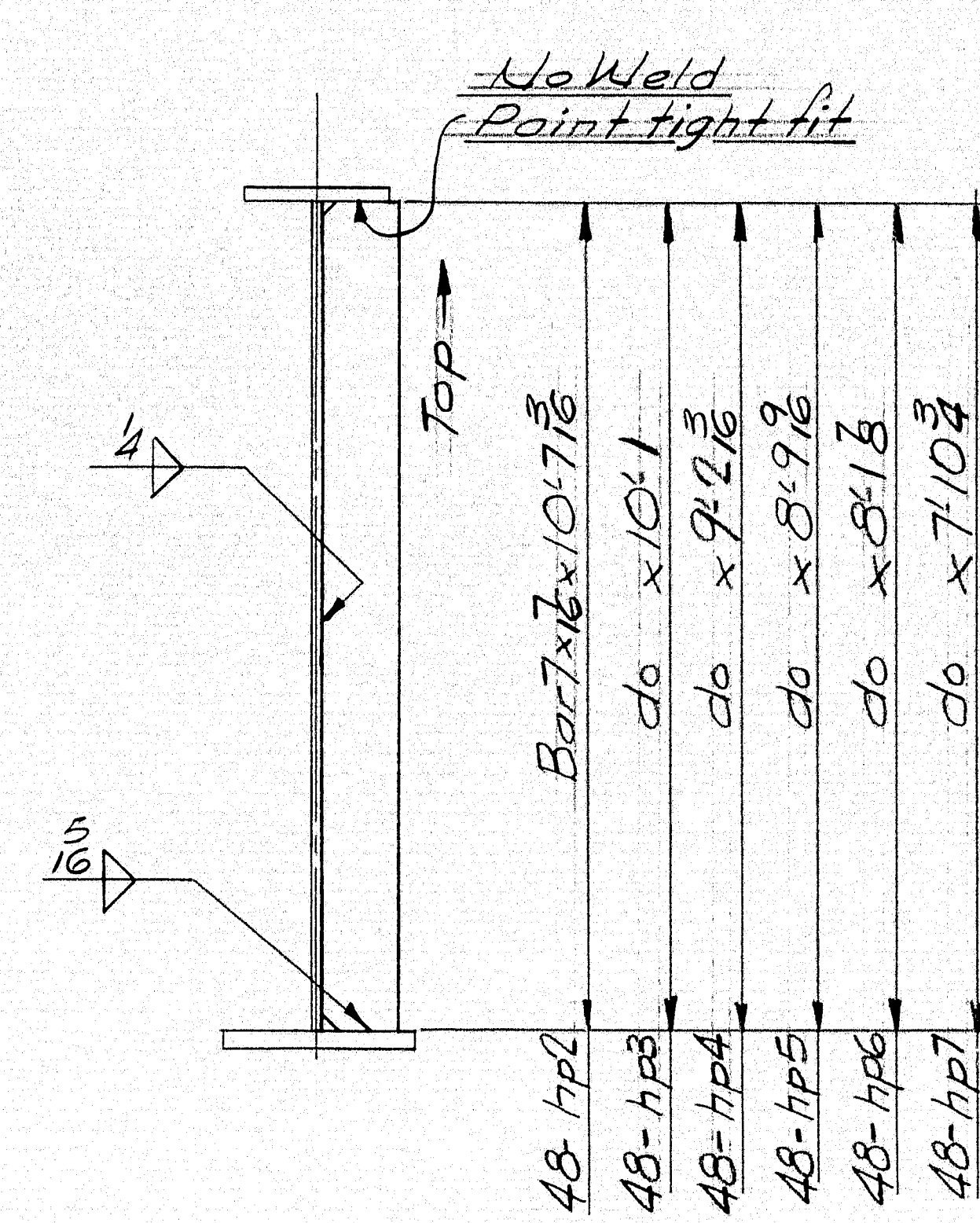




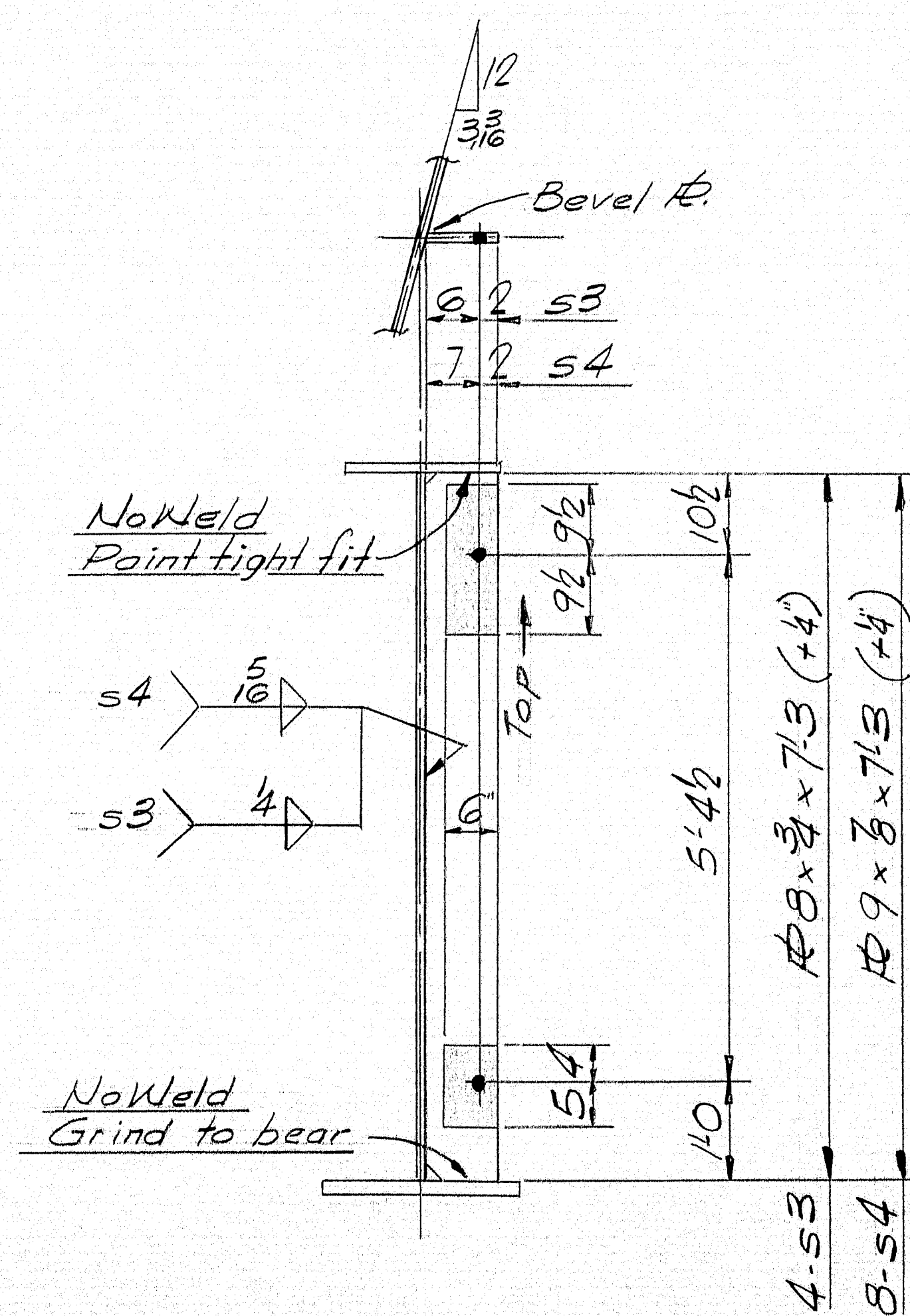
Typ. Detail @ s2 & hpl



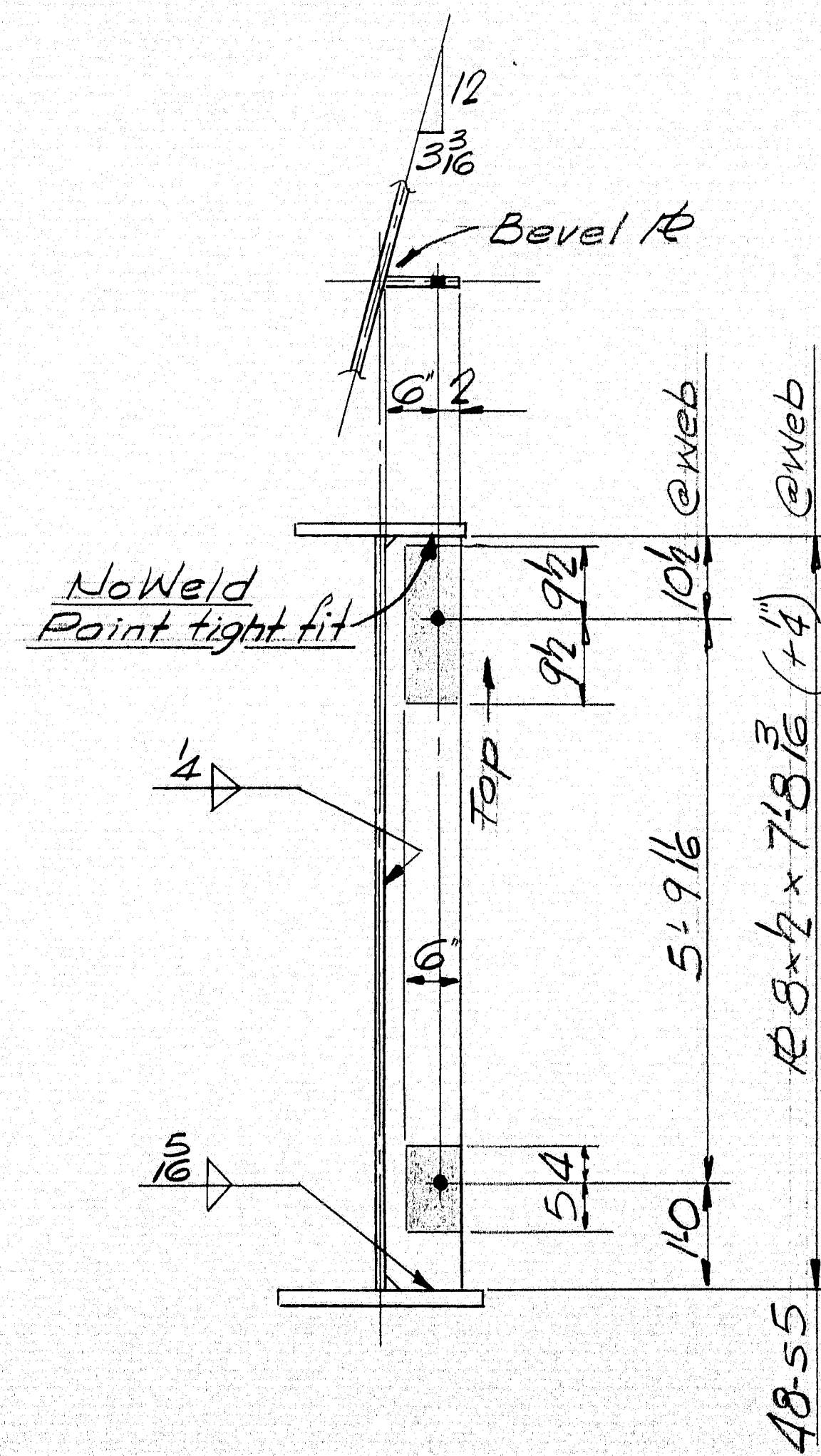
Typ. Detail @ s1-h1 & h2



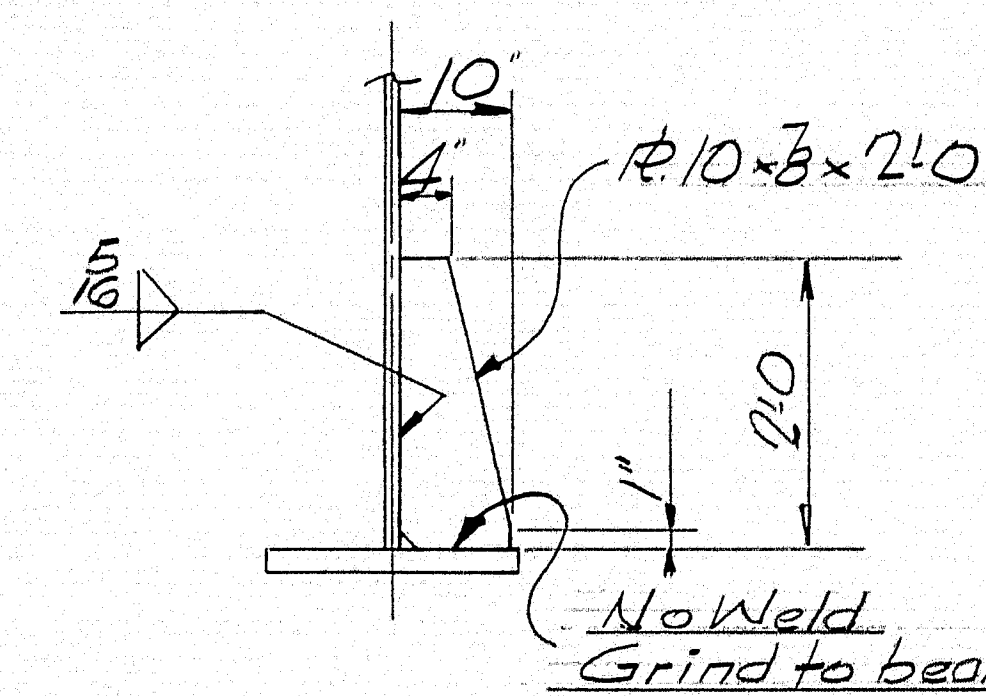
Typ. Detail @ hp2 to hp7



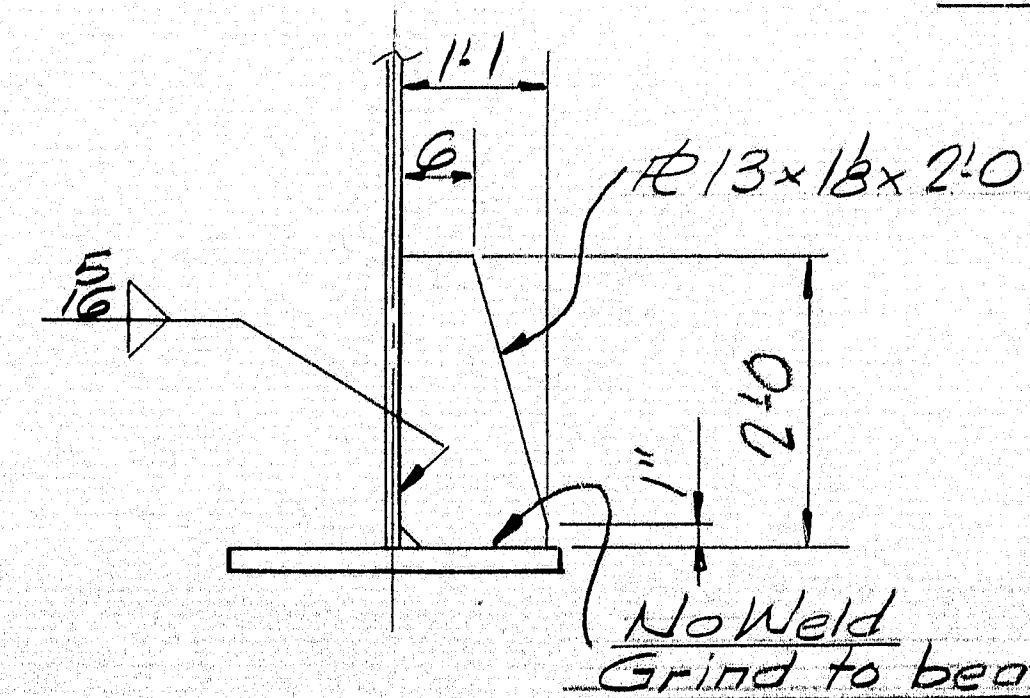
Typ. Detail @ s3 & s4



Typ. Detail @ s5



Typ. Detail @ hp8
32 Req'd.



Typ. Detail @ hp9
32 Req'd.

NOTES

All holes 1/2" ϕ
There shall be No Paint N.S. & F.S.
of stiffeners @ shaded areas.
See Note on Dwg. 56 for
welding of bearing stiffeners
s2, s3, s4, hpl, hp8 & hp9

Quantities shown are for One Bridge

Proj. No. I-95-9(29)

N.B. & S.B. BRIDGES

STIFFENER DETAILS

Bancroft & Martin Inc.
South Portland, Maine


I-95 OVER PENOBSCOT RIVER
MEDWAY, MAINE

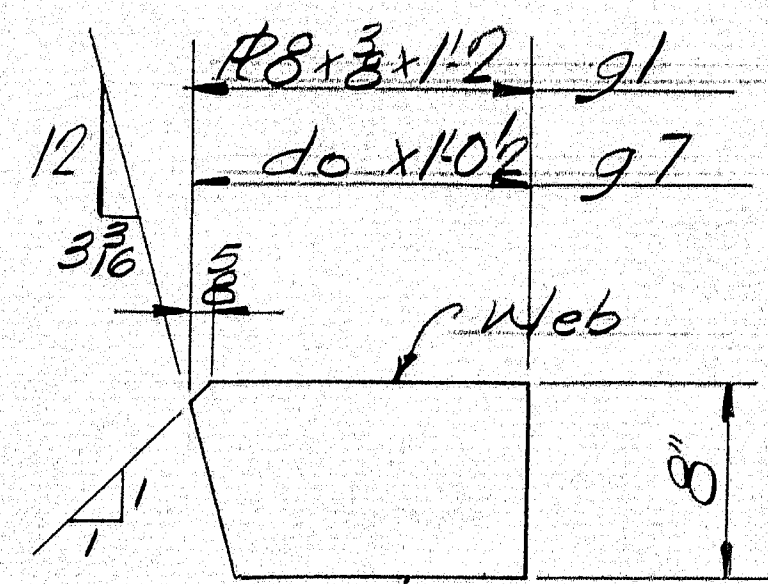
CUSTOMER: CALLAHAN BROS. INC.
DESIGNER: MAINE S.H.C. BRIDGE DIV.

ORDER NO. VERBAL DWG. NO. 65-19-59

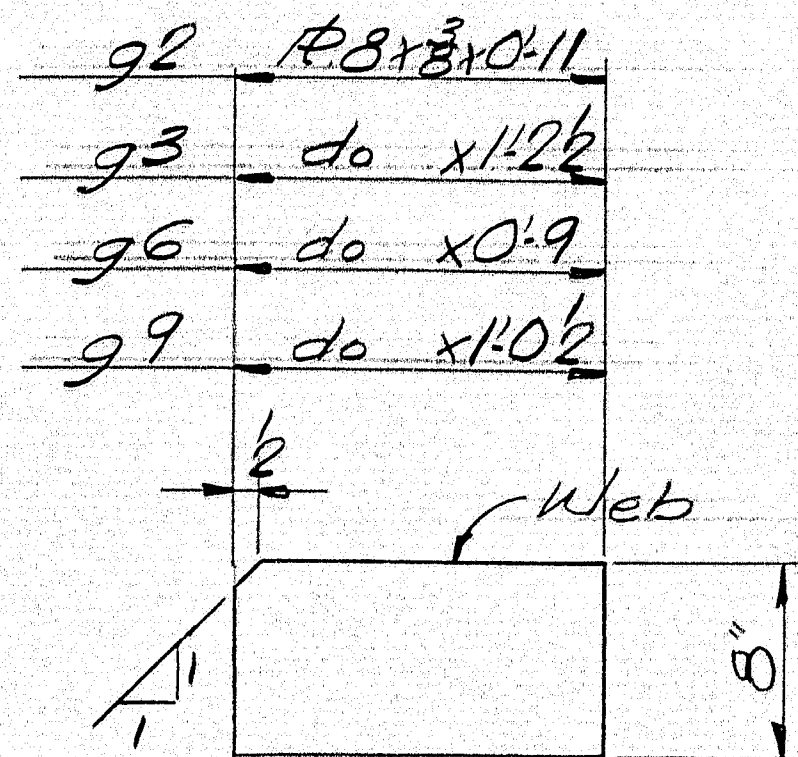
DRAWN	4-2-65 J.P.R.
REVISION	
REVISION	
REVISION	

98-39

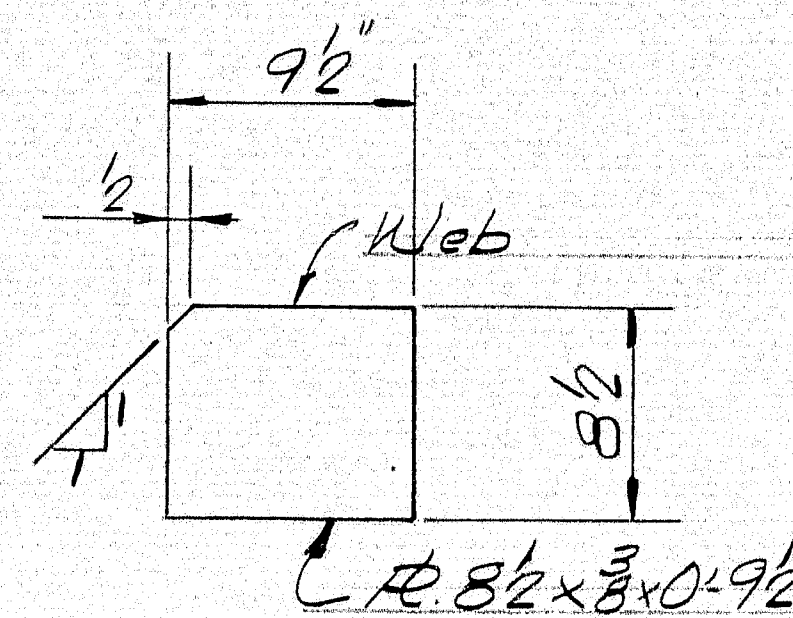




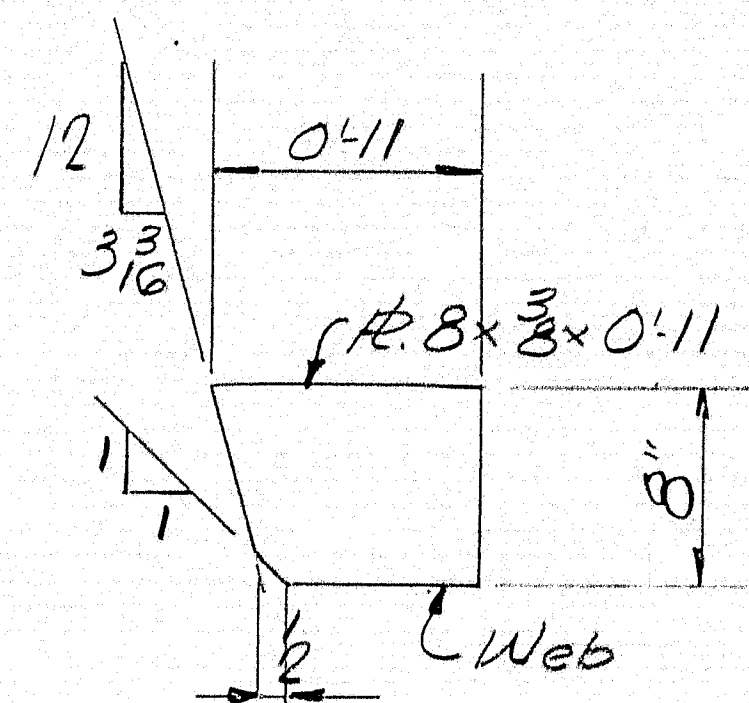
g1-30 Req'd.
g7-20 Req'd.



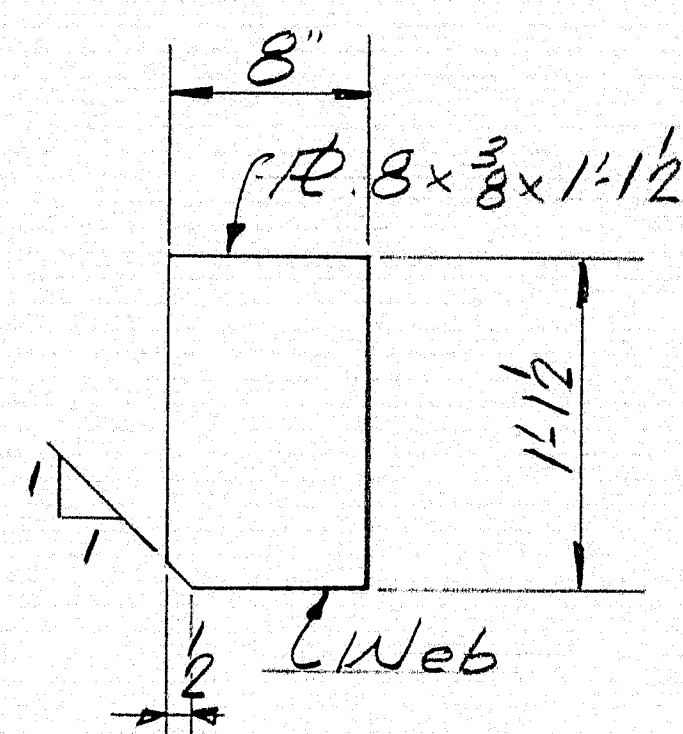
g2-45 Req'd.
g3-15 Req'd.
g6-15 Req'd.
g9-12 Req'd.



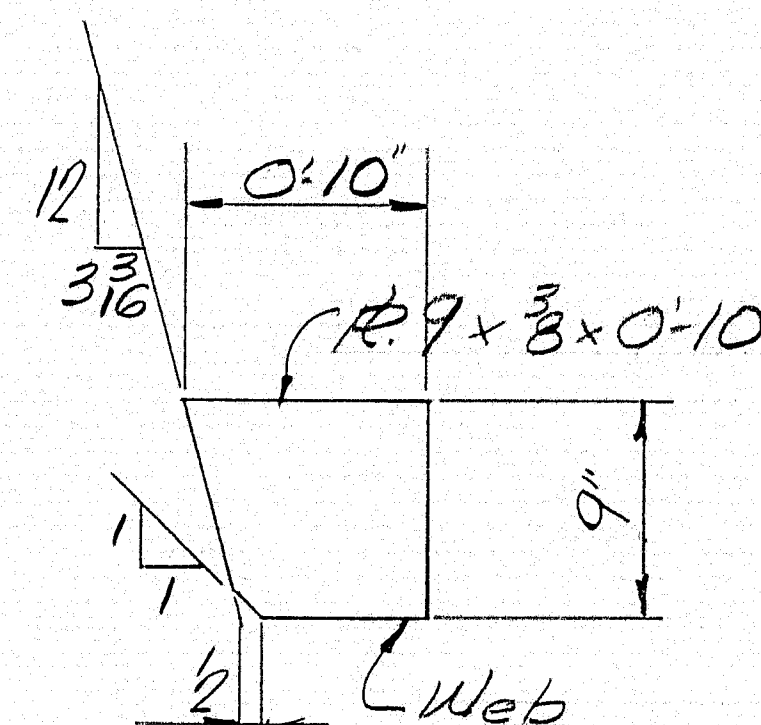
g8-36 Req'd.



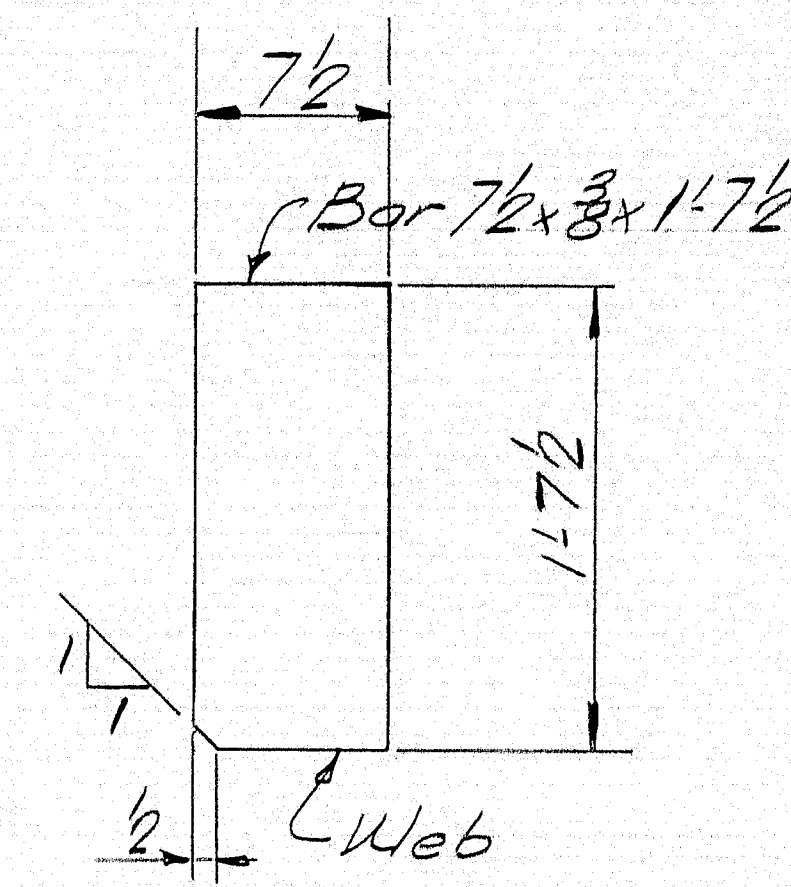
g4-30 Req'd.



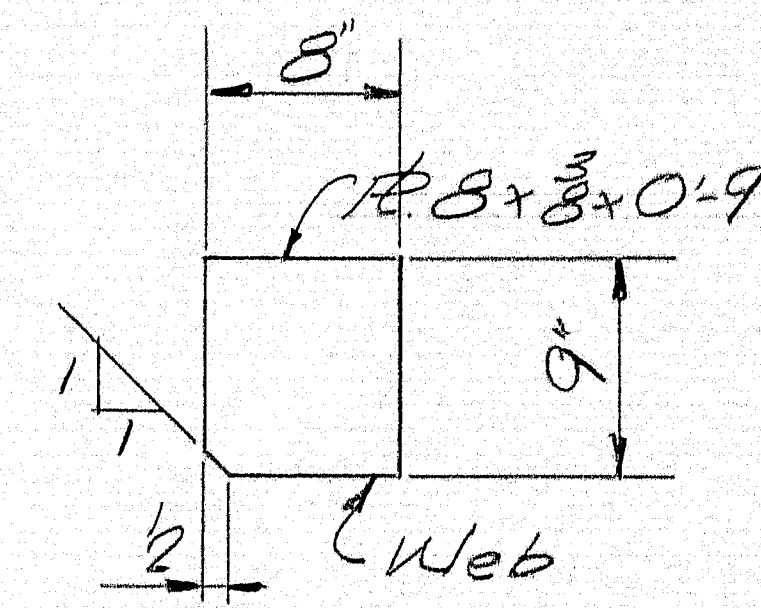
g5-45 Req'd.



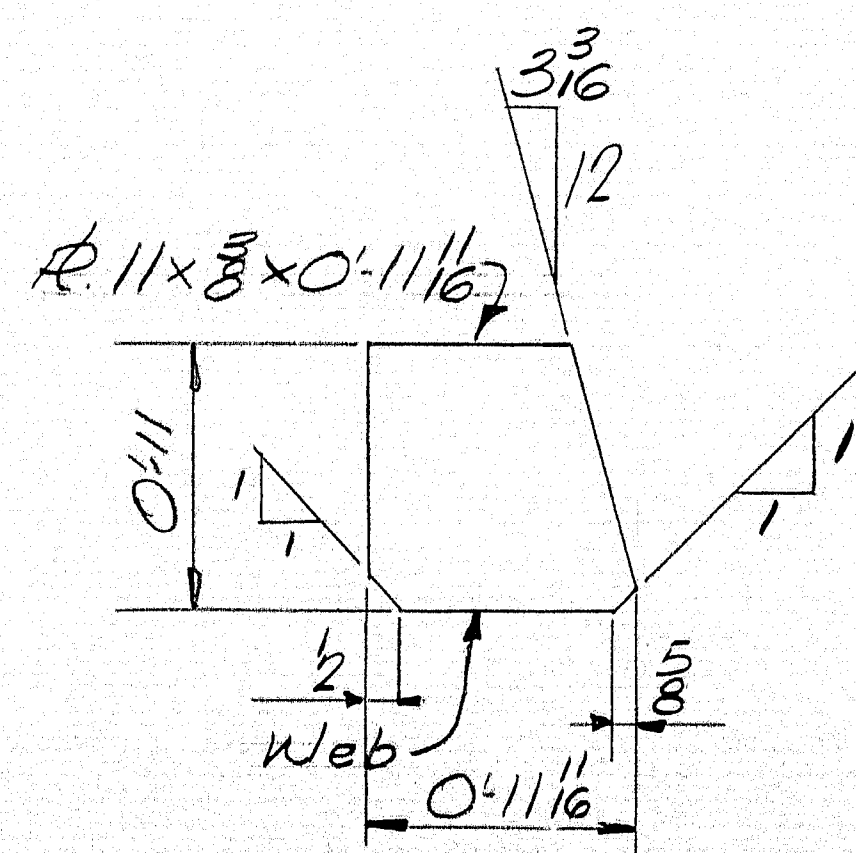
g11-20 Req'd.



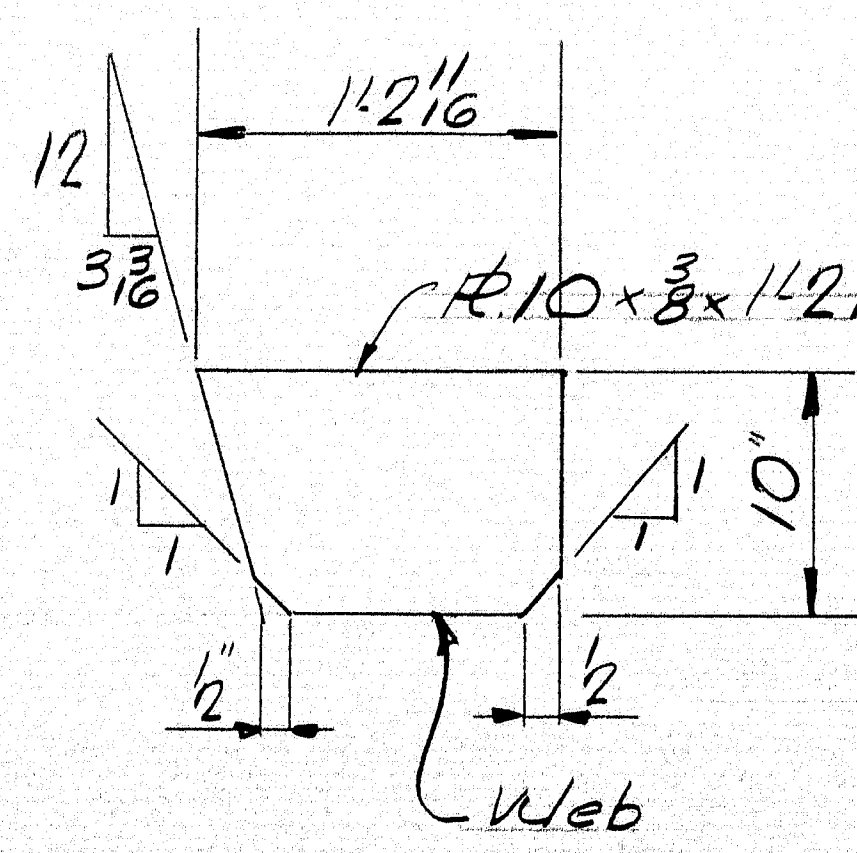
g12-32 Req'd.



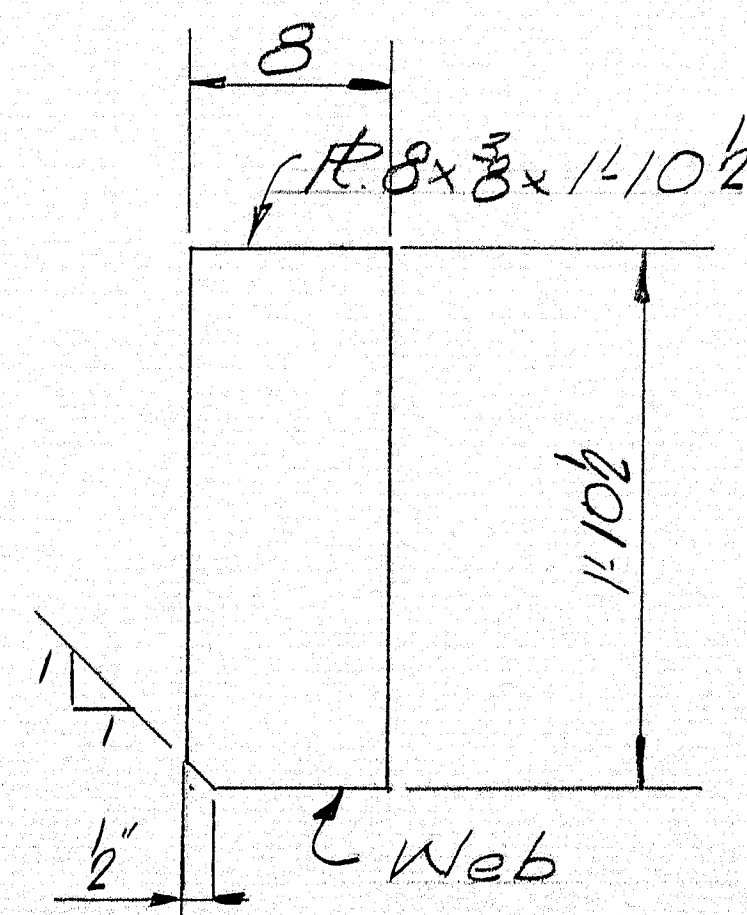
g13-12 Req'd.



g10-4 Req'd.



g14-4 Req'd.




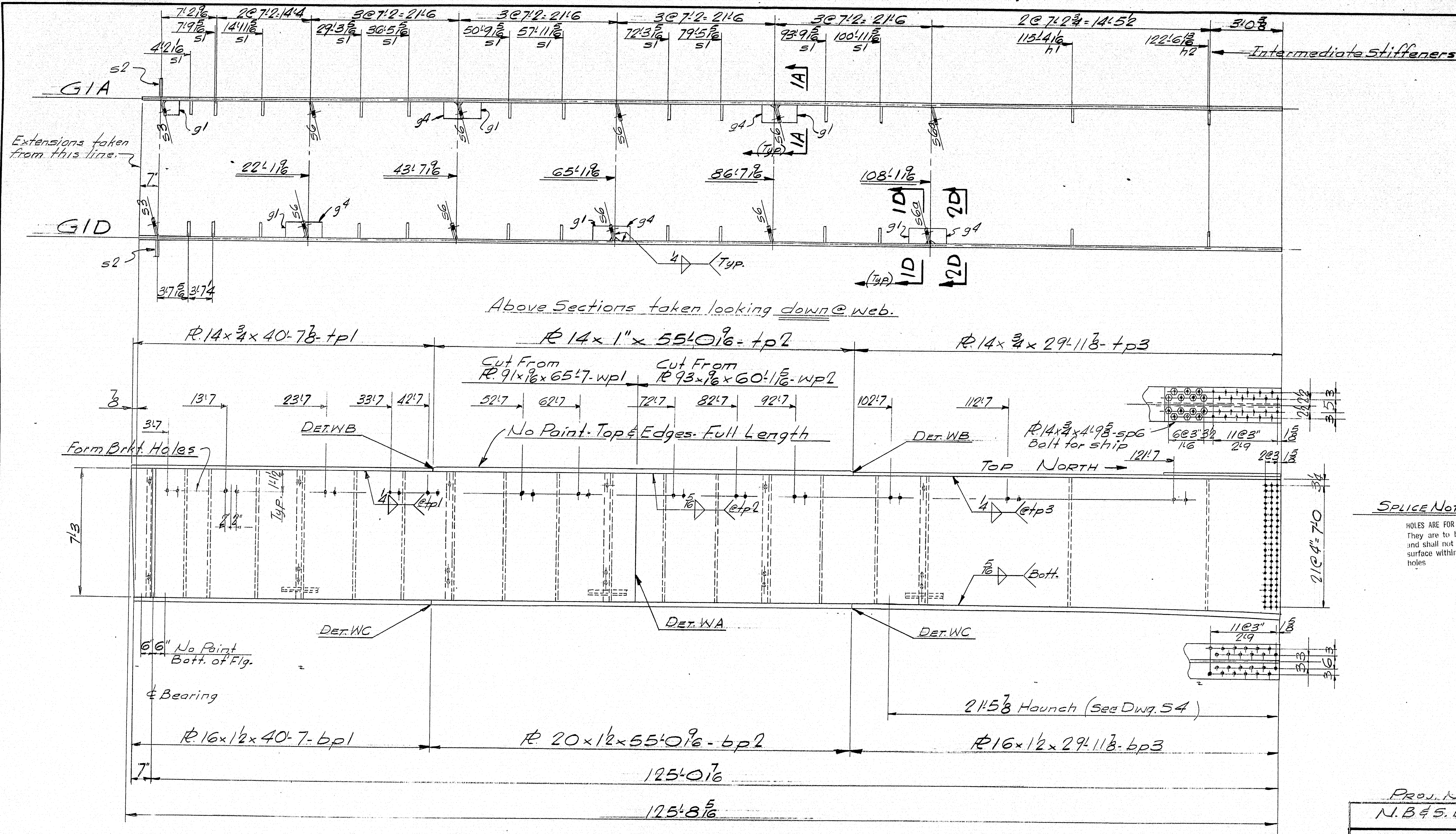
g15-4 Req'd.

Quantities shown are for One Bridge

APP. 9-1-65	PROJ. No. I-95-9 (29)
	N.B. & S.B. BRIDGES
	LAT. BR. GUSSET DETAILS
	Bancroft & Martin Inc. South Portland 7, Maine
	I-95 OVER PENOBSCOT RIVER MEDWAY, MAINE
DRAWN	430-65 J.P.F.
REVISION	
REVISION	
REVISION	
CUSTOMER	CALLAHAN BROS. INC.
DESIGNER	MAINE S.H.C. BRIDGE DIV.
ORDER NO.	VERBAL
DWG. NO.	65-19511

98-41





SPICE NOTE

HOLES ARE FOR HIGH TENSILE BOLTS
They are to be free from burrs
and shall not be painted on any
surface within 5" of such open
holes

2 GIRDERS GIA & GID
MAKE ONE OF EACH


Quantities shown are for One Bridge
Add suffix N to marks for Northbound Bridge (Bill of Mat. S12N)
do S do do Southbound Bridge (do do S12S)

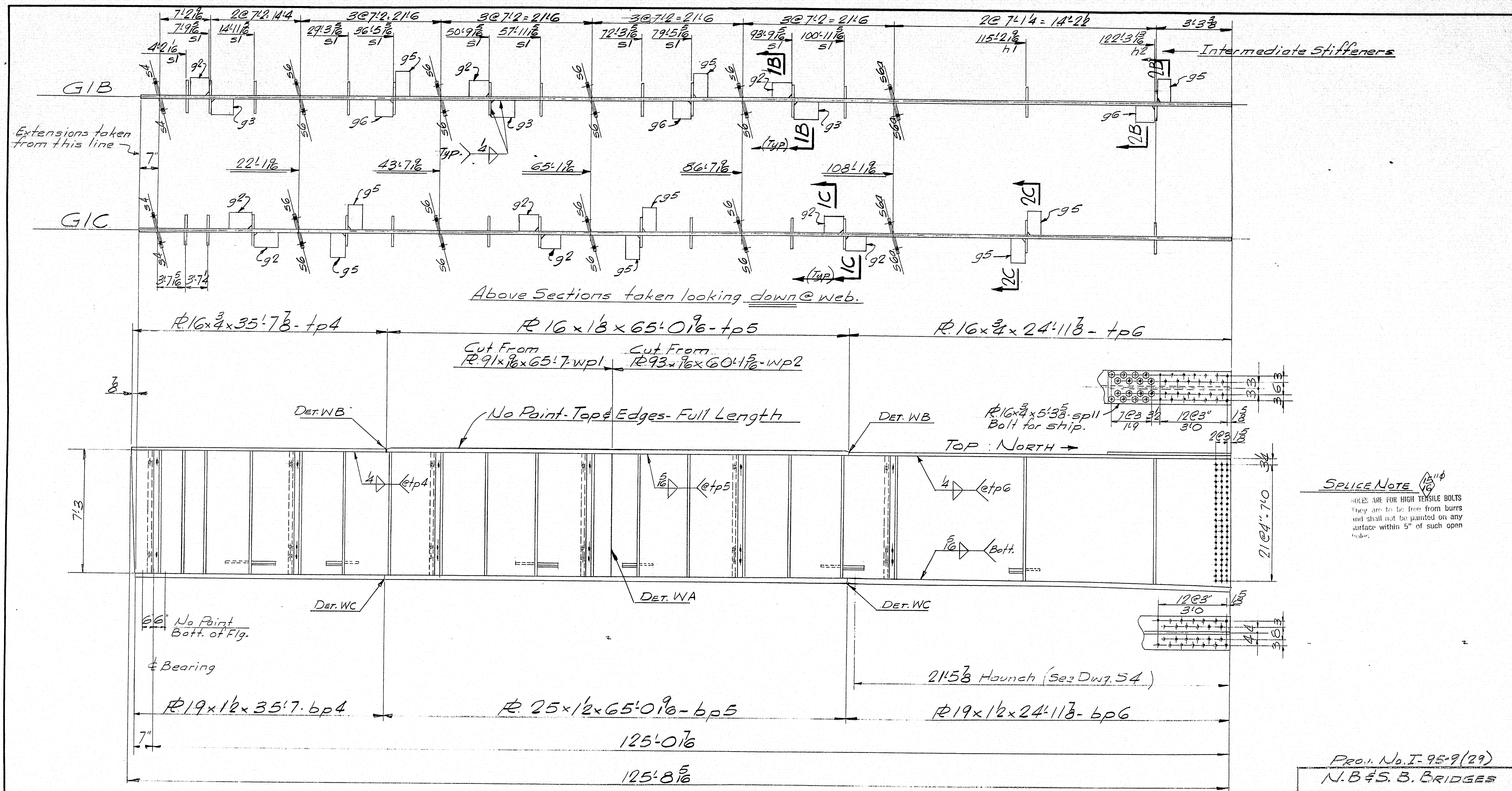
For Welding Details see Dwg. 56
For Camber Diagram see Dwg. 53
For Stiffener Details see Dwg. 59 & 510
For Sections not shown see Dwg. 57
For Web Cutting Detail see Dwg. 54
For Stud Layout see Dwg. 522
For Detail @ Skewed Stiff's see Dwg. 58

DRAWN	3-25-65 J.P.F.
REVISION	9-7-65 J.P.F.
REVISION	
REVISION	

PROJ. NO. I-95-9 (29)	
N.B. & S.B. BRIDGES	
GIRDERS SPAN I (EXTERIOR)	
Bancroft & Martin Inc. South Portland 7, Maine	
I-95 OVER PENOBSCOT RIVER MEDWAY, MAINE	
CUSTOMER <u>CALLAHAN BROS. INC.</u>	
DESIGNER <u>MAINE S.H.C. BRIDGE DIV.</u>	
ORDER NO. <u>VERBAL</u>	DWG. NO. <u>65-19-512</u>

98.42





2 GIRDERS G1B & G1C
MAKE ONE OF EACH


Quantities shown are for One Bridge
 Add suffix N to marks for Northbound Bridge (Bill of Mat. S13N)
 do S do do Southbound Bridge (do do S13S)


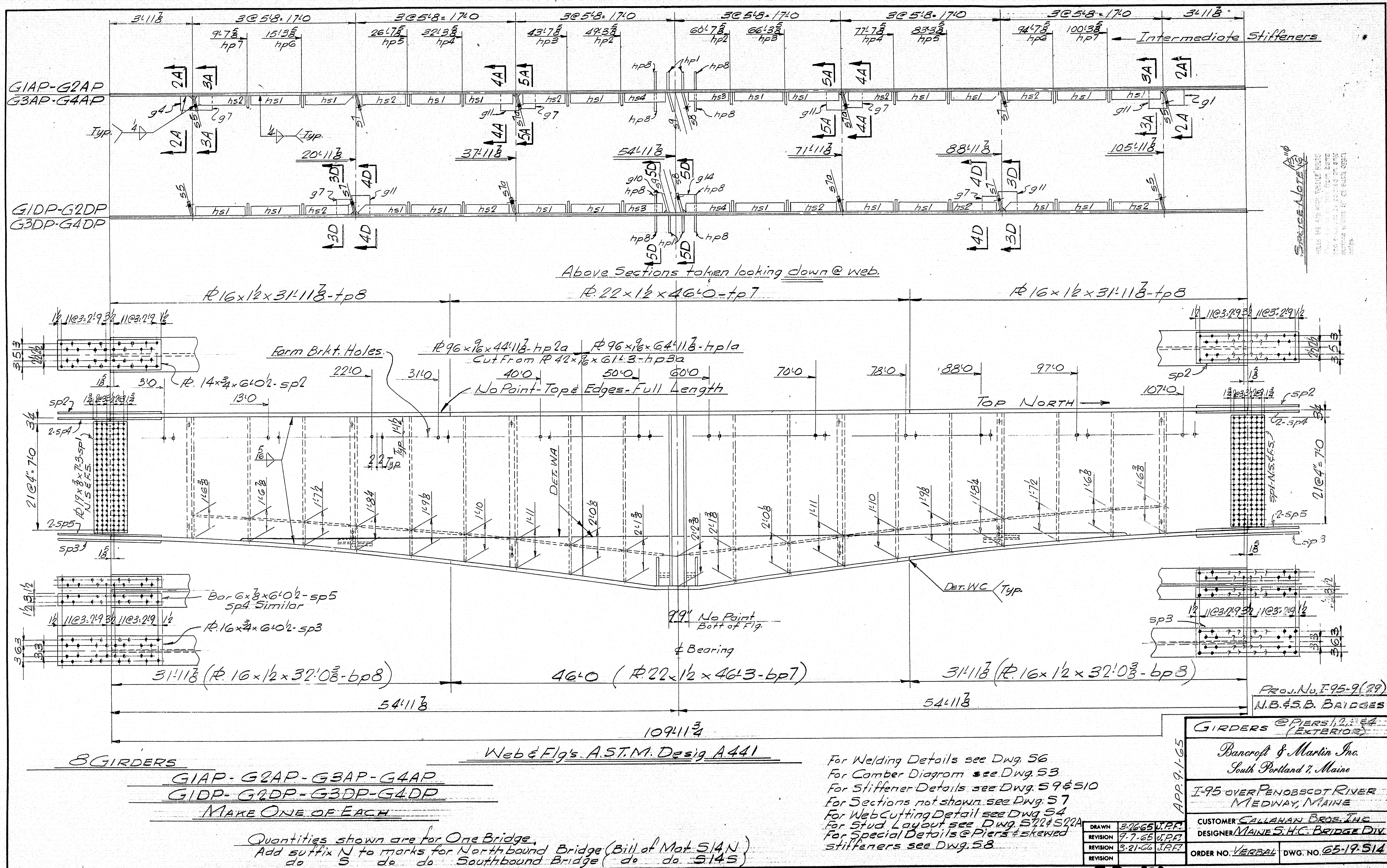
For Welding Details see Dwg. 56
 For Camber Diagram see Dwg. 53
 For Stiffener Details see Dwg. 59 & 510
 For Sections not shown see Dwg. 57
 For Web Cutting Detail see Dwg. 54
 For Stud Layout see Dwg. 522
 For Detail @ Skewed Stiff's see Dwg. 58

PROJ. No. I-95-9(29)	
N.B & S.B. BRIDGES	
GIRDERS SPAN 1 (INTERIOR)	
Bancroft & Martin Inc. South Portland 7, Maine	
I-95 OVER PENOBSCOT RIVER MEDWAY, MAINE	
CUSTOMER CALLAHAN BROS. INC.	
DESIGNER MAINE S.H.C. BRIDGE DIV.	
ORDER NO. VERBAL	DWG. NO. 65-19-513

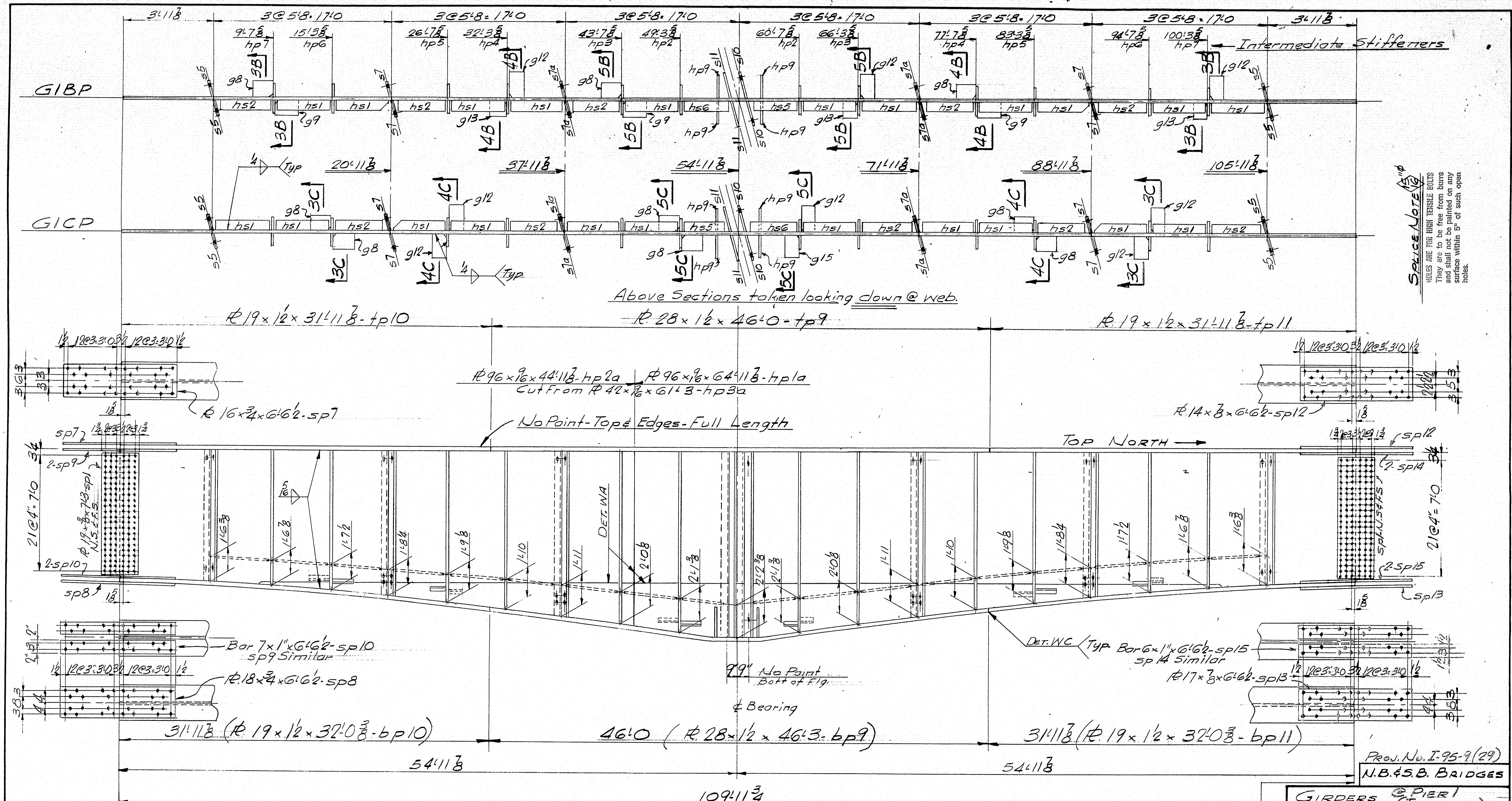
DRAWN	3-25-65 J.P.F.
REVISION	
REVISION	
REVISION	

98.43





98-44



SPRICE NOTE
 HOLES ARE FOR HIGH TENSILE BOLTS
 They are to be free from burrs
 and shall not be painted on any
 surface within 5" of such open
 holes.

2 GIRDERS - GIBP - GICP
MAKE ONE OF EACH


Quantities shown are for One Bridge.
 Add suffix N to marks for Northbound Bridge (Bill of Mat. S15N)
 do S do do Southbound Bridge (do do S15S)

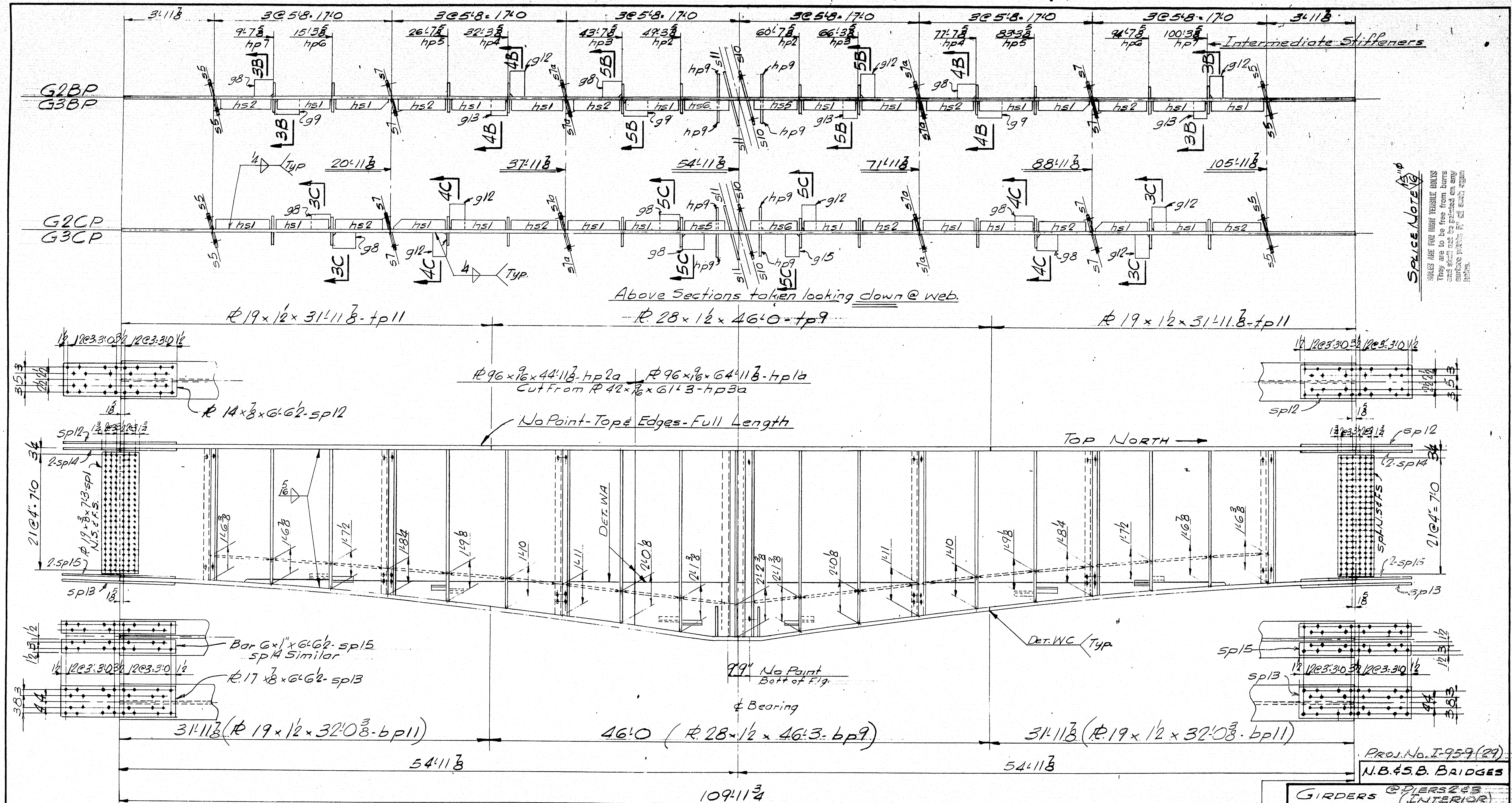
For Welding Details see Dwg. 56
 For Camber Diagram see Dwg. 53
 For Stiffener Details see Dwg. 59 & 510
 For Sections not shown see Dwg. 57
 For Web Cutting Detail see Dwg. 54
 For Stud Layout see Dwg. 522
 For Special Details @ Piers & skewed
 stiffeners see Dwg. 58

DRAWN	3/16/65 J.P.P.
REVISION	3/21/66 J.P.P.
REVISION	
REVISION	

GIRDERS @ PIER 1 (INTERIOR)	
Bancroft & Martin Inc. South Portland 7, Maine	
I-95 OVER PENOBSCOT RIVER MEDWAY, MAINE	
CUSTOMER	CALLAHAN BROS. INC.
DESIGNER	MAINE S.H.C. BRIDGE DIV.
ORDER NO.	VERBAL
DWG. NO.	65-19-515

98.45





SPICE NOTE
 RULES ARE FOR HIGH TENSILE STEEL
 They are to be free from burrs
 and shall not be painted on any
 surface within 1/2" of each corner
 unless otherwise noted.

4 GIRDERS
G2BP-G2CP-G3BP-G3CP
MAKE ONE OF EACH

Web & Flgs A.S.T.M. Desig. A441


Quantities shown are for One Bridge.
 Add suffix N to marks for Northbound Bridge (Bill of Mat. 516N)
 do S do do Southbound Bridge (do do 516S)

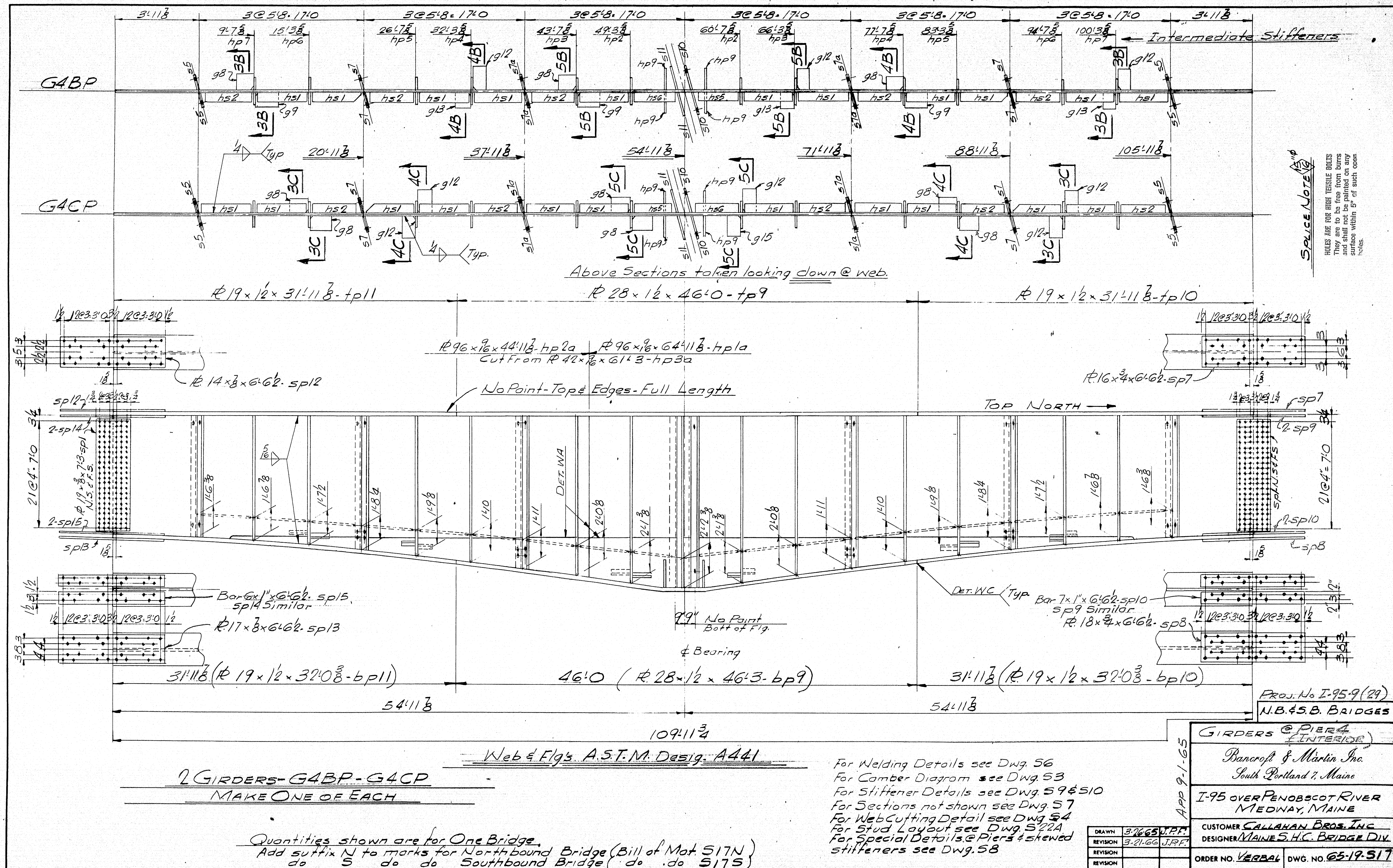
For Welding Details see Dwg. 56
 For Camber Diagram see Dwg. 53
 For Stiffener Details see Dwg. 59 & 510
 For Sections not shown see Dwg. 57
 For Web Cutting Detail see Dwg. 54
 For Stud Layout see Dwg. 52 & 522A
 For Special Details @ Piers & skewed
 stiffeners see Dwg. 58

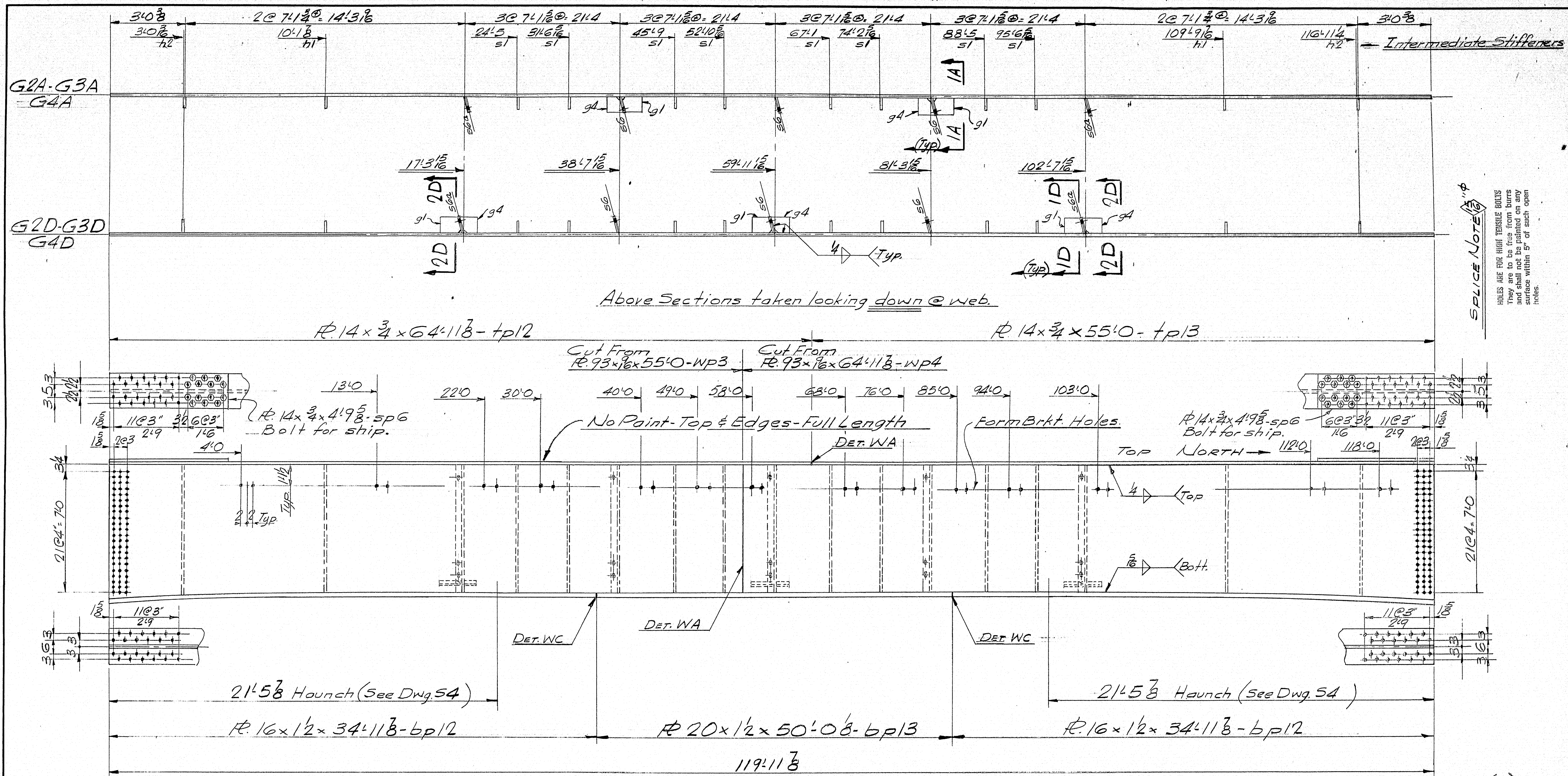
DRAWN	3-26-65 J.P.F.
REVISION	3-2-66 J.P.F.
REVISION	
REVISION	

GIRDERS @ PIERS 2 & 3 (INTERIOR)	
Bancroft & Martin Inc. South Portland, Maine	
I-95 OVER PENOBSCOT RIVER MEDWAY, MAINE	
CUSTOMER	CALLAHAN BROS. INC.
DESIGNER	MAINE S.H.C. BRIDGE DIV.
ORDER NO.	VERBAL
DWG. NO.	65-19-516

98-46







SPICE NOTE
 HOLES ARE FOR HIGH TENSILE BOLTS
 They are to be free from burrs
 and shall not be painted on any
 surface within 5" of such open
 holes.

6 GIRDERS

G2A - G3A - G4A

G2D - G3D - G4D

MAKE ONE OF EACH

Quantities shown are for One Bridge


Add suffix N to marks for Northbound Bridge (Bill of Mat. S18N)
 do S do do Southbound Bridge (do do S18S)

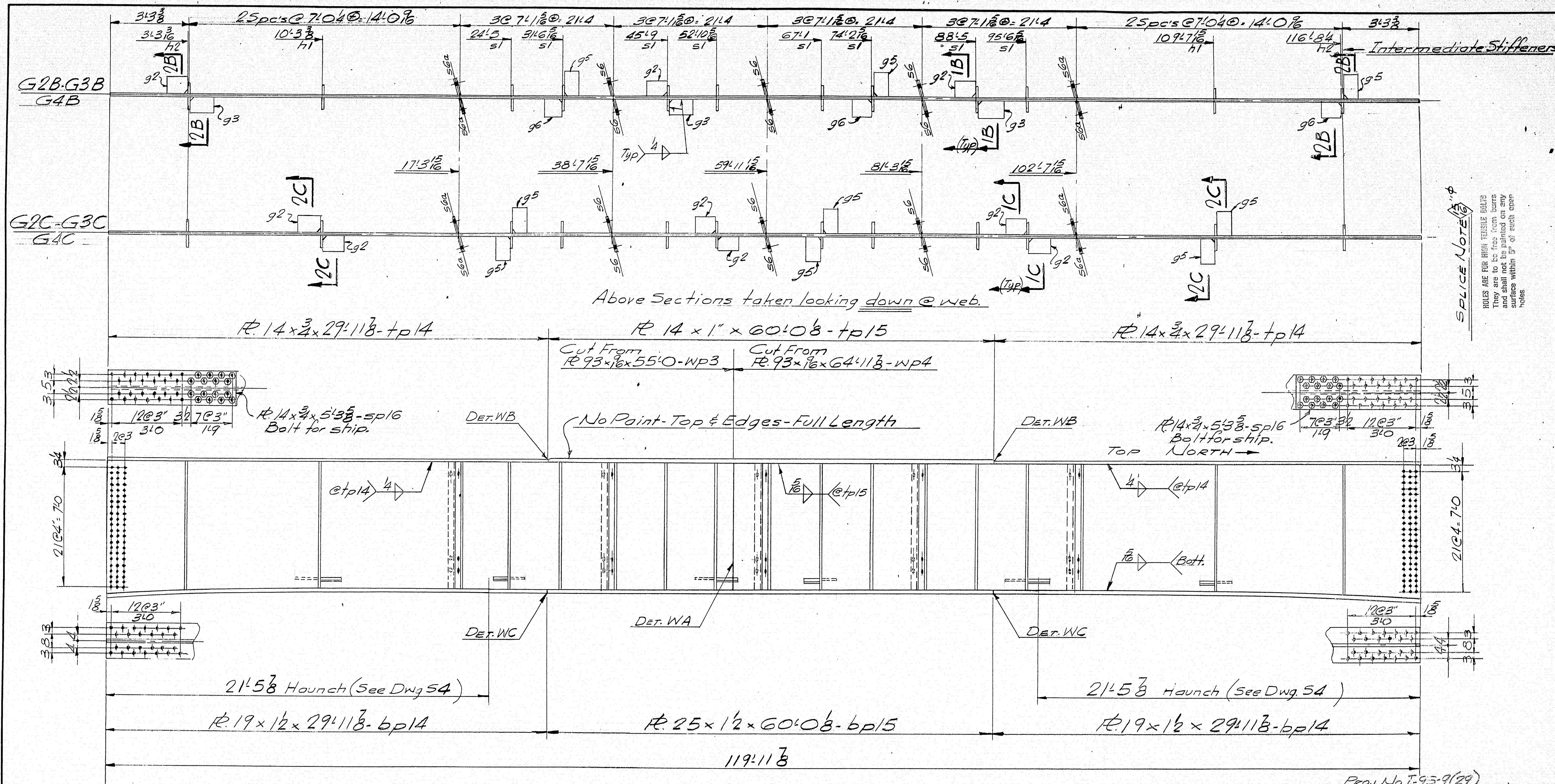
For Welding Details see Dwg. 56
 For Camber Diagram see Dwg. 53
 For Stiffener Details see Dwg. 59 & 510
 For Sections not shown see Dwg. 57
 For Web Cutting Detail see Dwg. 54
 For Detail @ Skewed Stiffs see Dwg. 58
 For Stud Layout see Dwg. 522
 522A

DRAWN	3-30-65 J.P.F.
REVISION	9-7-65 J.P.F.
REVISION	
REVISION	

Prov. No. I-95-9(29)	
N.B. & S.B. BRIDGES	
GIRDERS SPANS 2-354 (EXTERIOR)	
Bancroft & Martin Inc. South Portland, Maine	
I-95 OVER PENOBSCOT RIVER MEDFORD, MAINE	
CUSTOMER CALLAHAN BROS. INC.	
DESIGNER MAINE S.H.C. BRIDGE DIV.	
ORDER NO. VERBAL	DWG. NO. 65-19-518

98-48





SPLICE NOTE

HOLES ARE FOR HIGH TENSILE BOLTS. They are to be free from burrs and shall not be painted on any surface within 2" of such open holes.

6 GIRDERS

G2B-G3B-G4B

G2C-G3C-G4C

MAKE ONE OF EACH


Quantities shown are for One Bridge
Add suffix N to marks for Northbound Bridge (Bill of Mat. S19N)
do S do do Southbound Bridge (do do S19S)

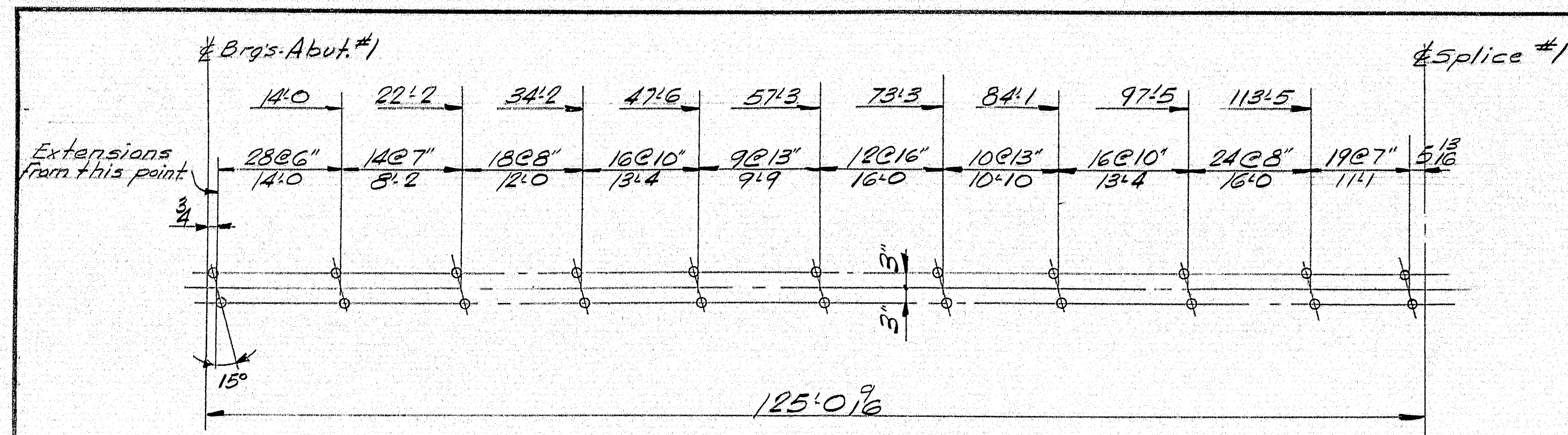
For Welding Details see Dwg. 56
For Camber Diagram see Dwg. 53
For Stiffener Details see Dwg. 59 & 510
For Sections not shown see Dwg. 57
For Web Cutting Detail see Dwg. 54
For Detail @ Skewed Stiffs see Dwg. 58
For Stud Layout see Dwg. 522

DRAWN	3/3/65 J.P.F.
REVISION	
REVISION	
REVISION	

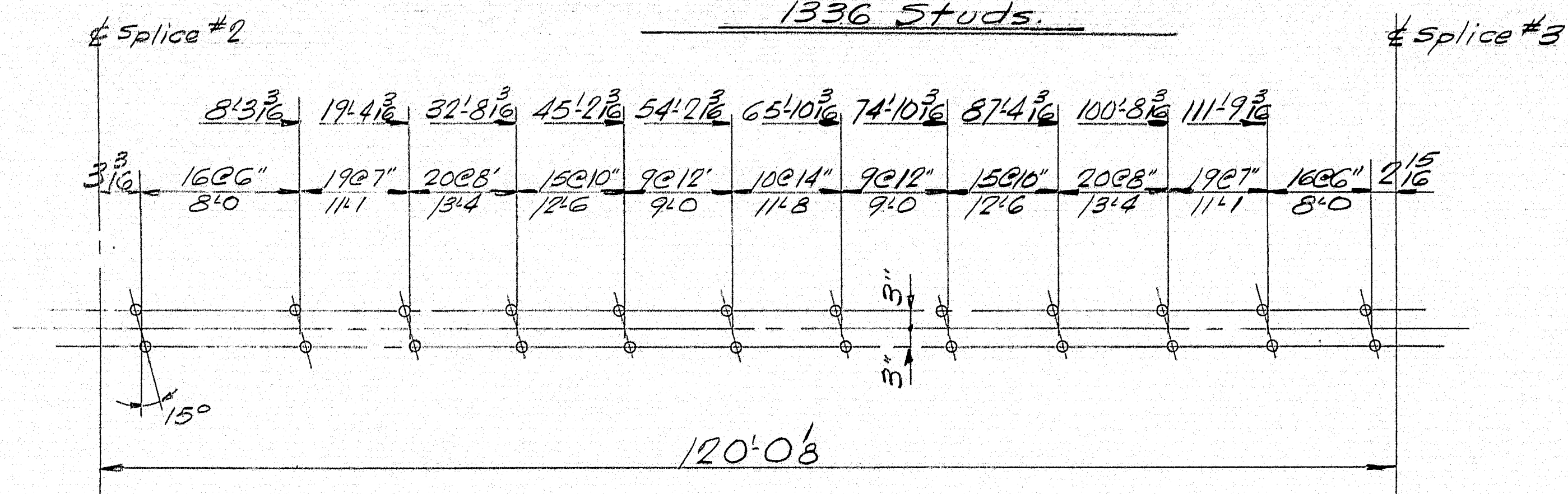
Proj. No. E-9-2-9(29)	
N.B. & S.B. BRIDGES	
GIRDERS SPANS 2-304 (INTERIOR)	
Bancroft & Martin Inc. South Portland 7, Maine	
I-95 OVER PENOBSCOT RIVER MEDWAY, MAINE	
CUSTOMER CALLAHAN BROS. INC.	
DESIGNER MAINE S.H.C. BRIDGE DIV.	
ORDER NO. VERBAL	DWG. NO. 65-19-519

98-49

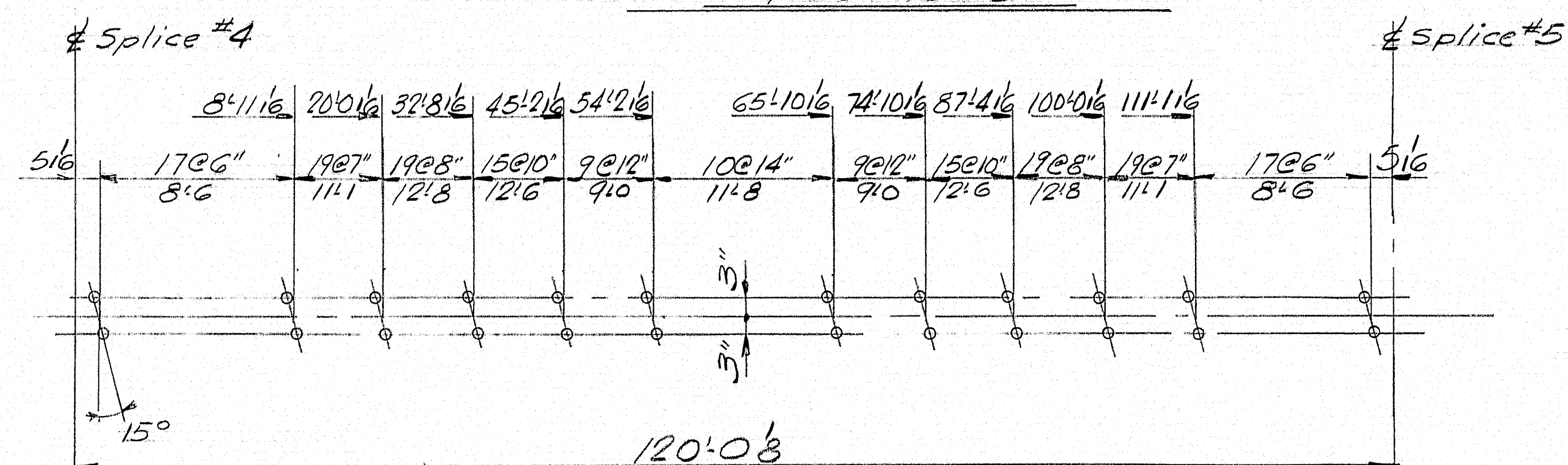




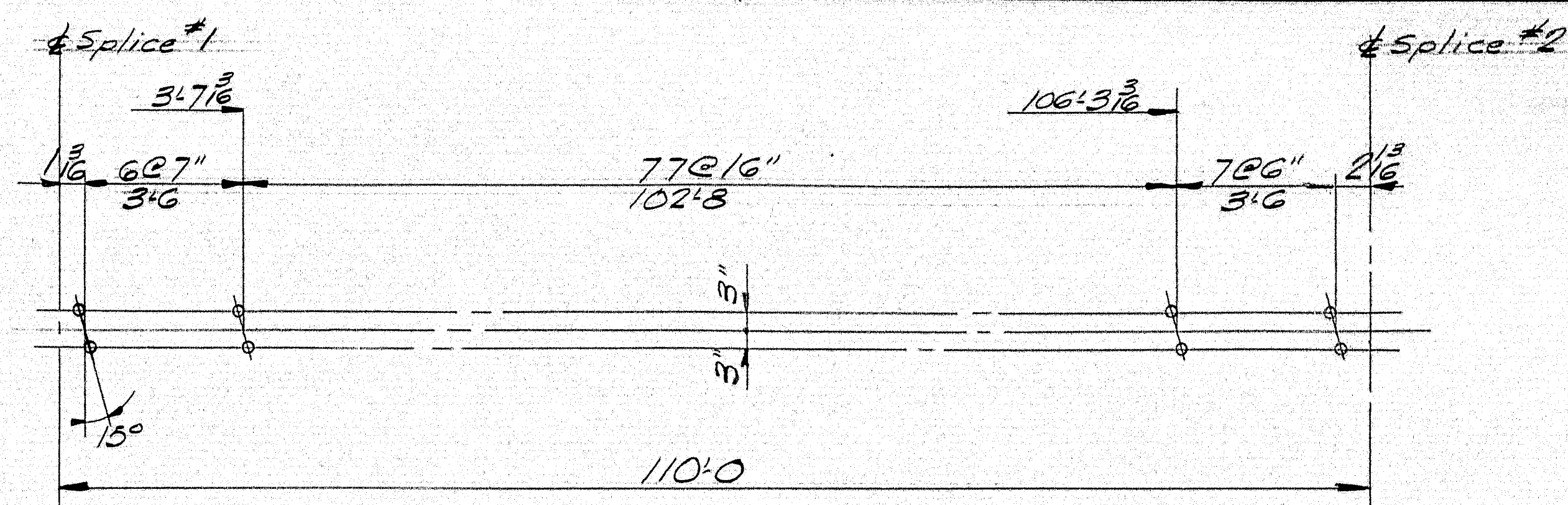
GIRDERS G1A-G1B-G1C-G1D
1336 Studs.



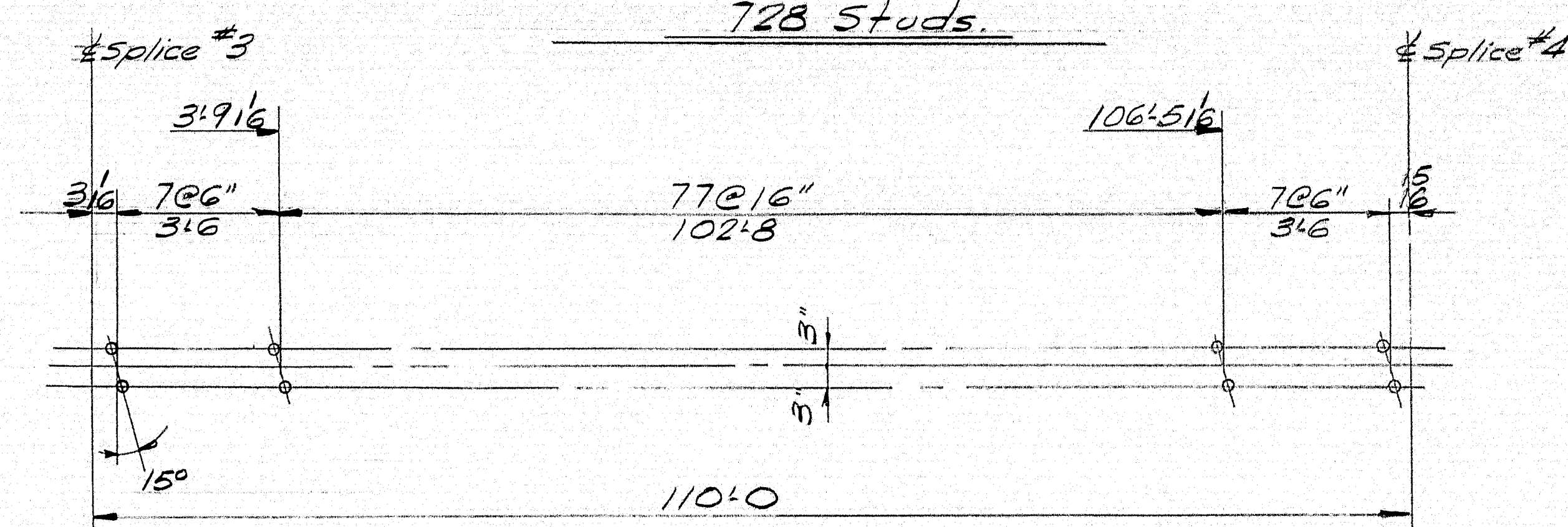
GIRDERS G2A-G2B-G2C-G2D
1352 Studs



GIRDERS G3A-G3B-G3C-G3D
1352 Studs.



GIRDERS G1AP-G1BP-G1CP-G1DP
728 Studs.



GIRDERS G2AP-G2BP-G2CP-G2DP
736 Studs

Quantities shown are for One Bridge

Work this Dwg. with Dwg. 522A

Proj. No I-95-9(29)

N.B. & S.B. BRIDGES

STUD LAYOUT

Bancroft & Marton Inc.

South Portland 7, Maine

I-95 OVER PENOBSCOT RIVER
MEDWAY, MAINE

CUSTOMER: CALLAHAN BROS. INC.


DESIGNER: MAINE S.H.C. BRIDGE DIV.

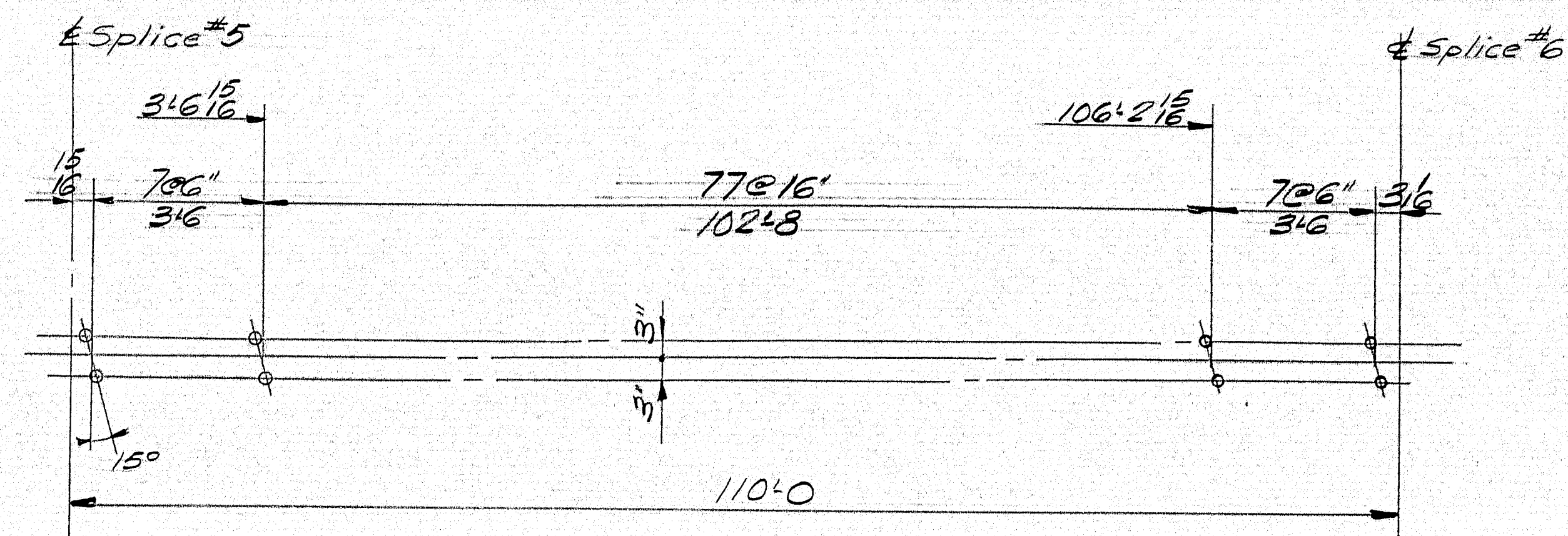
ORDER NO. VERBAL

DWG. NO. 65-17522

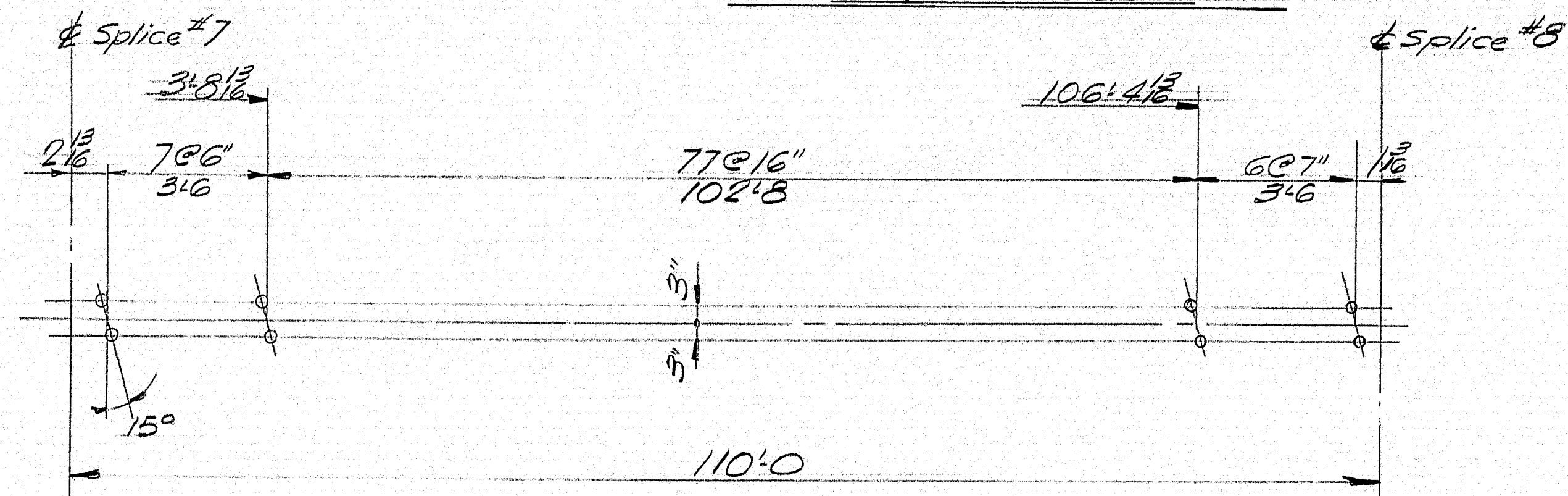
DRAWN	5-6-65 J.P.F.
REVISION	
REVISION	
REVISION	

98-52

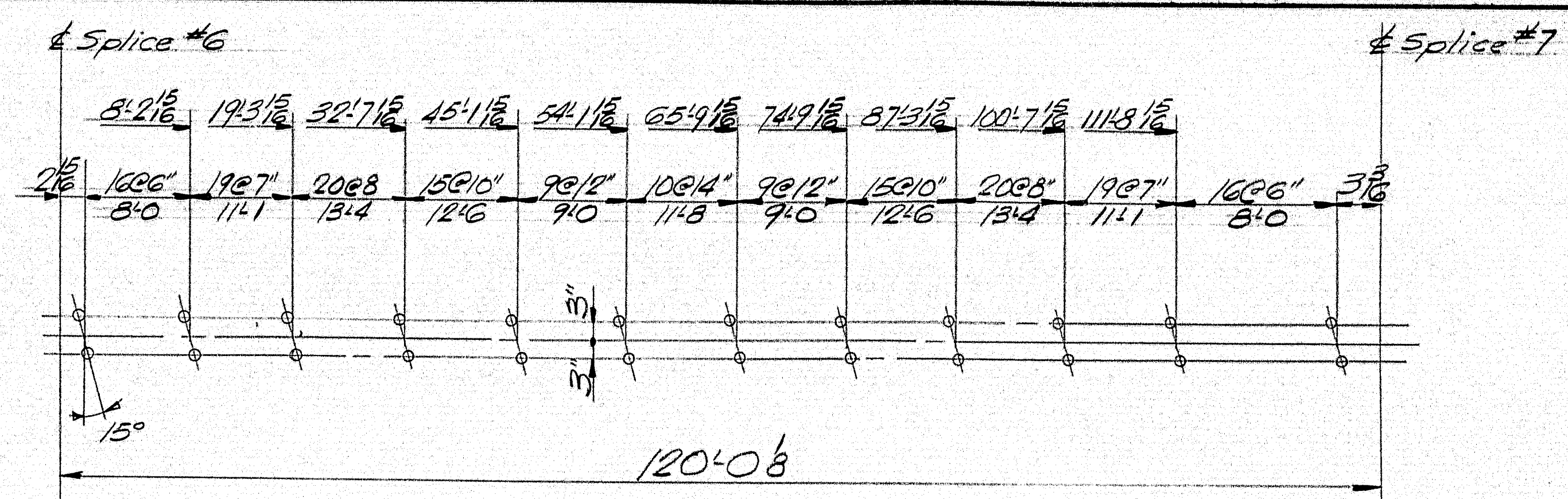




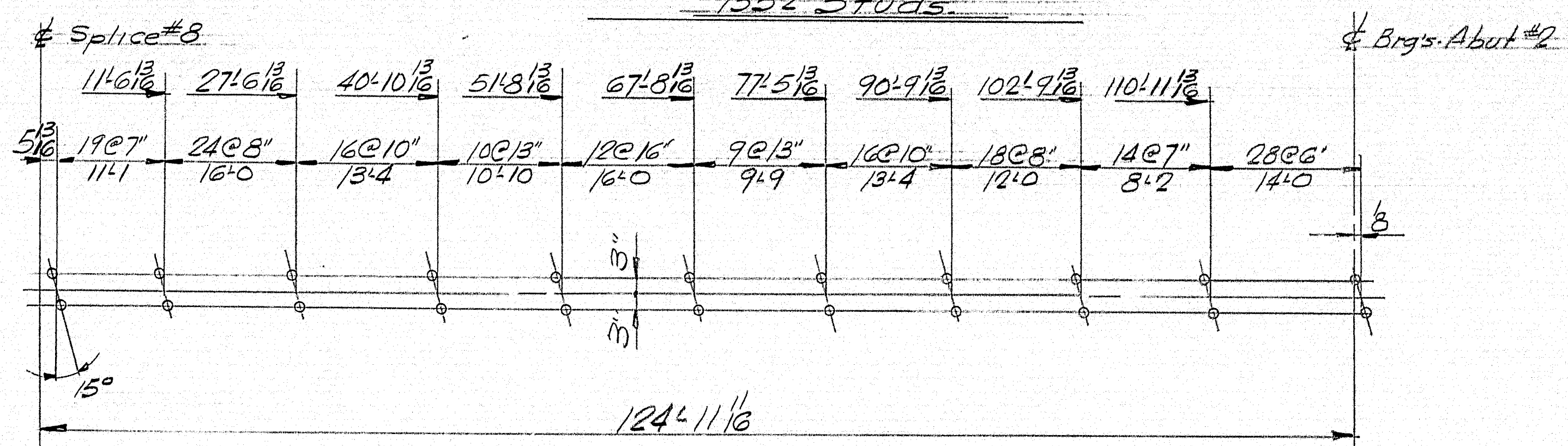
GIRDERS G3AP-G3BP-G3CP-G3DP
736 Studs



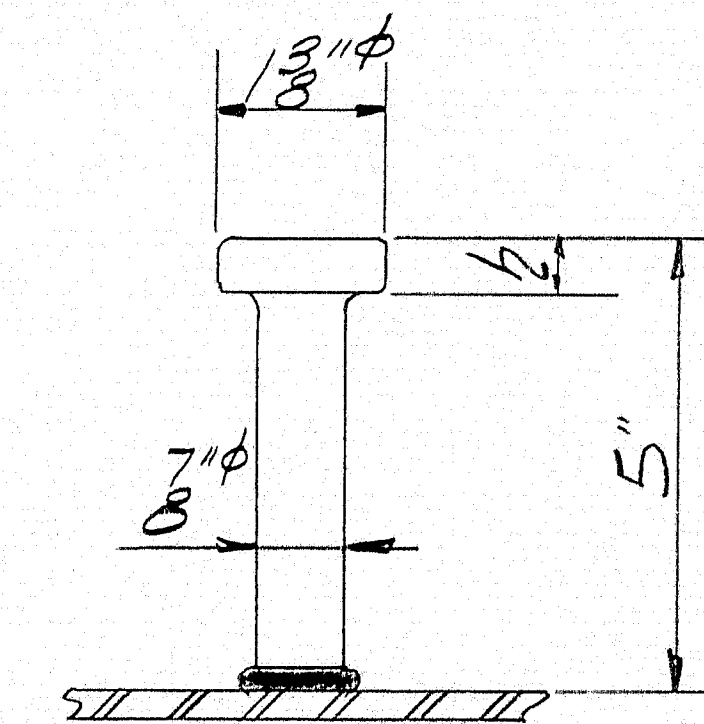
GIRDERS G4AP-G4BP-G4CP-G4DP
728 Studs



GIRDERS G4A-G4B-G4C-G4D
1352 Studs



GIRDERS G5A-G5B-G5C-G5D
1336 Studs



STUD DETAIL

NOTE

Shop adjustment may be made in stud spacing @ Flg. Butt Welds & at Bolts in field splices (Weld studs to splice plates) Work this Dwg. with Dwg. 522

TOTAL 9,656 Studs - ITEM 705-17

Quantities shown are for One Bridge

Proj. No. I-95-9(29)

N.B. & S.B. BRIDGES

STUD LAYOUT

Bancroft & Martin Inc.
South Portland 7, Maine


I-95 OVER PENOBSCOT RIVER
MEDWAY, MAINE

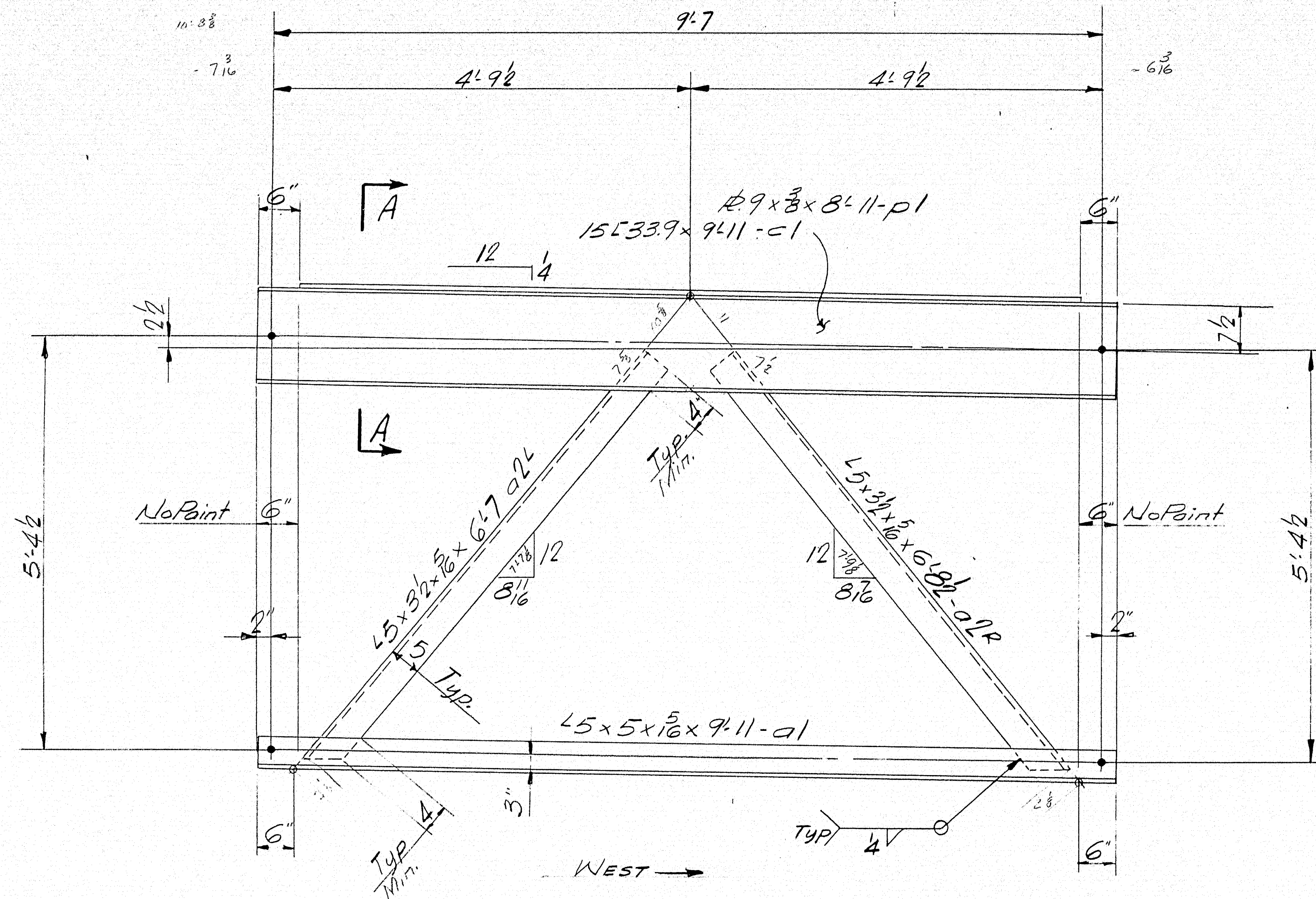
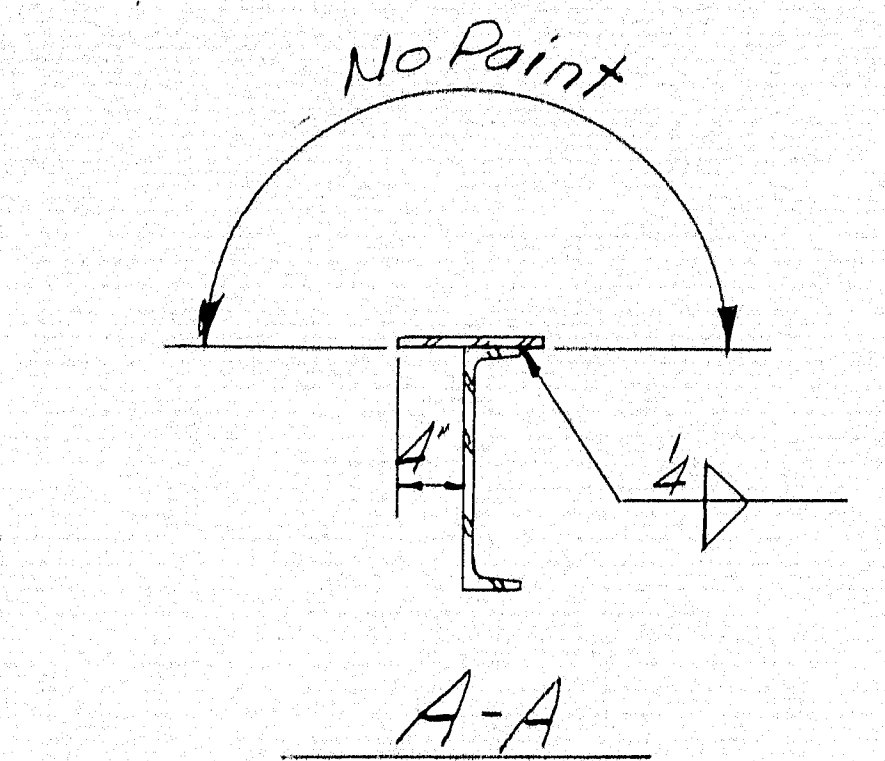
CUSTOMER CALLAHAN BROS. INC.
DESIGNER MAINE S.H.C. BRIDGES INC.

ORDER NO. VERBAL DWG. NO. 65-19.522A

DRAWN	56-65 J.R.R.
REVISION	
REVISION	
REVISION	

98-53





FRAME A1A-2 REQ'D.

Quantities shown are for One Bridge

Add suffix N to marks for Northbound Bridge (Bill of Mat. 523N)
do S do do Southbound Bridge (Bill of Mat. 523S)

Proj. No. I-95-9(29)

SHOP CONNECTIONS: Welded
FIELD CONNECTIONS: Temp. Bolts - Welded
HOLES: 1/2" dia
PAINT: Per Maine Specs.

M.B.E.S.B. BRIDGES

CROSS FRAME - A1A

Bancroft & Martin Inc.
South Portland 7, Maine


I-95 OVER PENOBSCOT RIVER
MEDWAY, MAINE

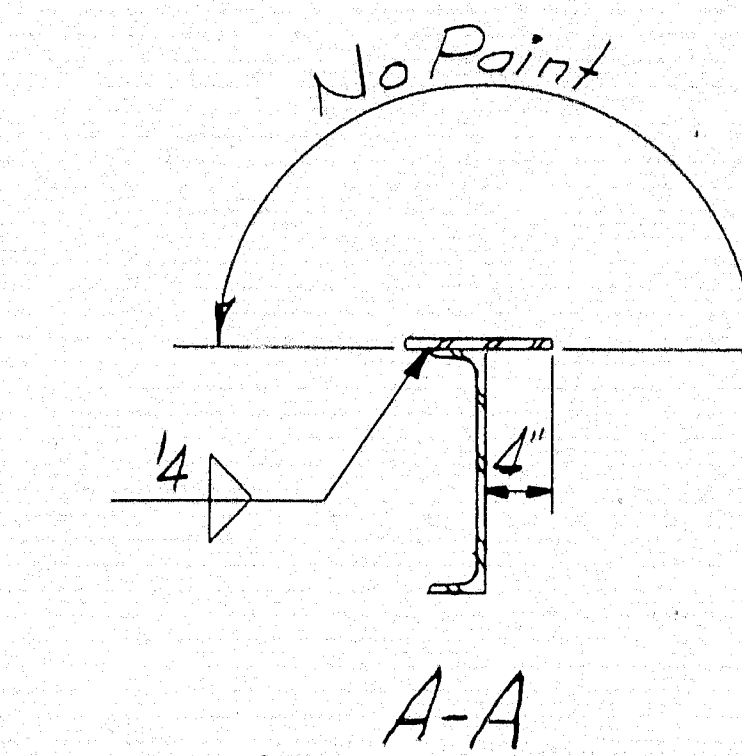
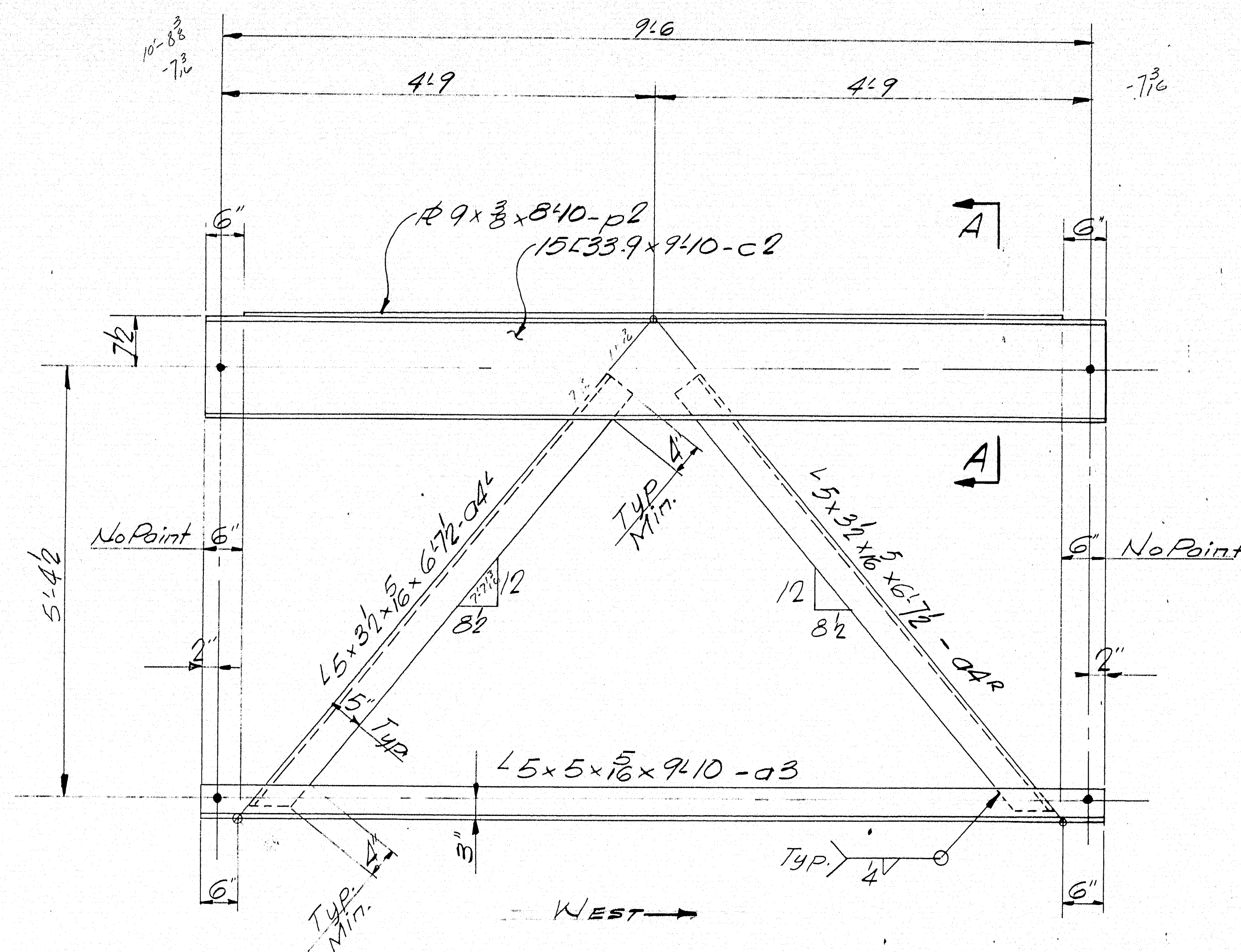
CUSTOMER: CALLAHAN BROS. INC.
DESIGNER: MAINE S.H.C. BRIDGE DIV.

ORDER NO. VERBAL DWG. NO. 65-19-523

DRAWN 4.14.65 J.P.F.
REVISION
REVISION
REVISION

98-54





FRAME A1B-2 REQ'D.

Quantities shown are for One Bridge

Add suffix N to marks for Northbound Bridge (Bill of Mat. 524N)
do S do do Southbound Bridge (Bill of Mat. 524S)

Prov. No. I-95-9(29)

SHOP CONNECTIONS: Welded
FIELD CONNECTIONS: Temp Bolts-Welded
HOLES: 1/8" Ø
PAINT: Per Maine Specs.

N.B.E.S.B. BRIDGES

CROSS FRAME - A1B

Bancroft & Martin Inc.

South Portland 7, Maine


I-95 OVER PENOBSCOT RIVER
MEDWAY, MAINE

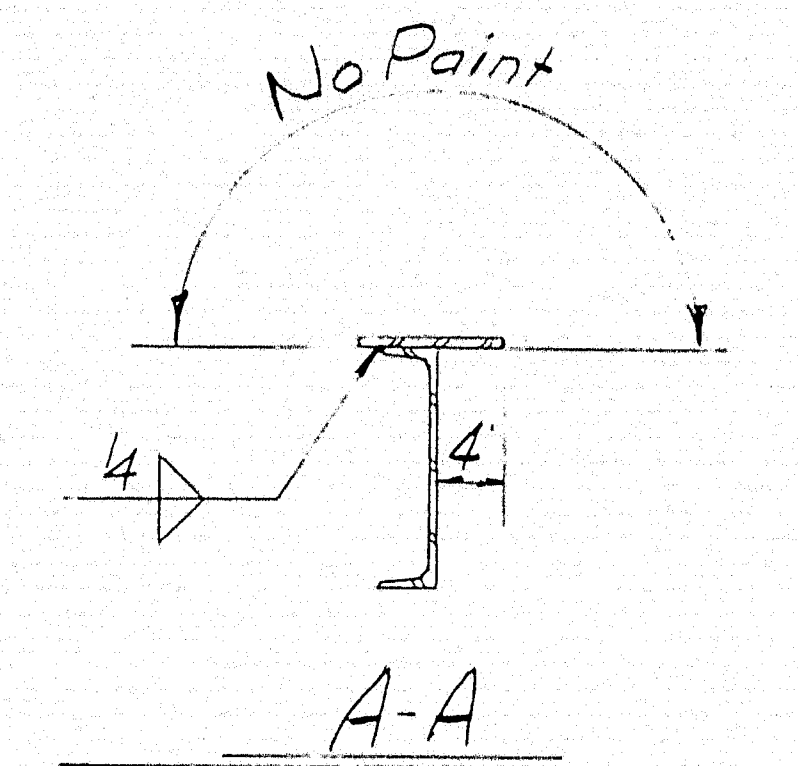
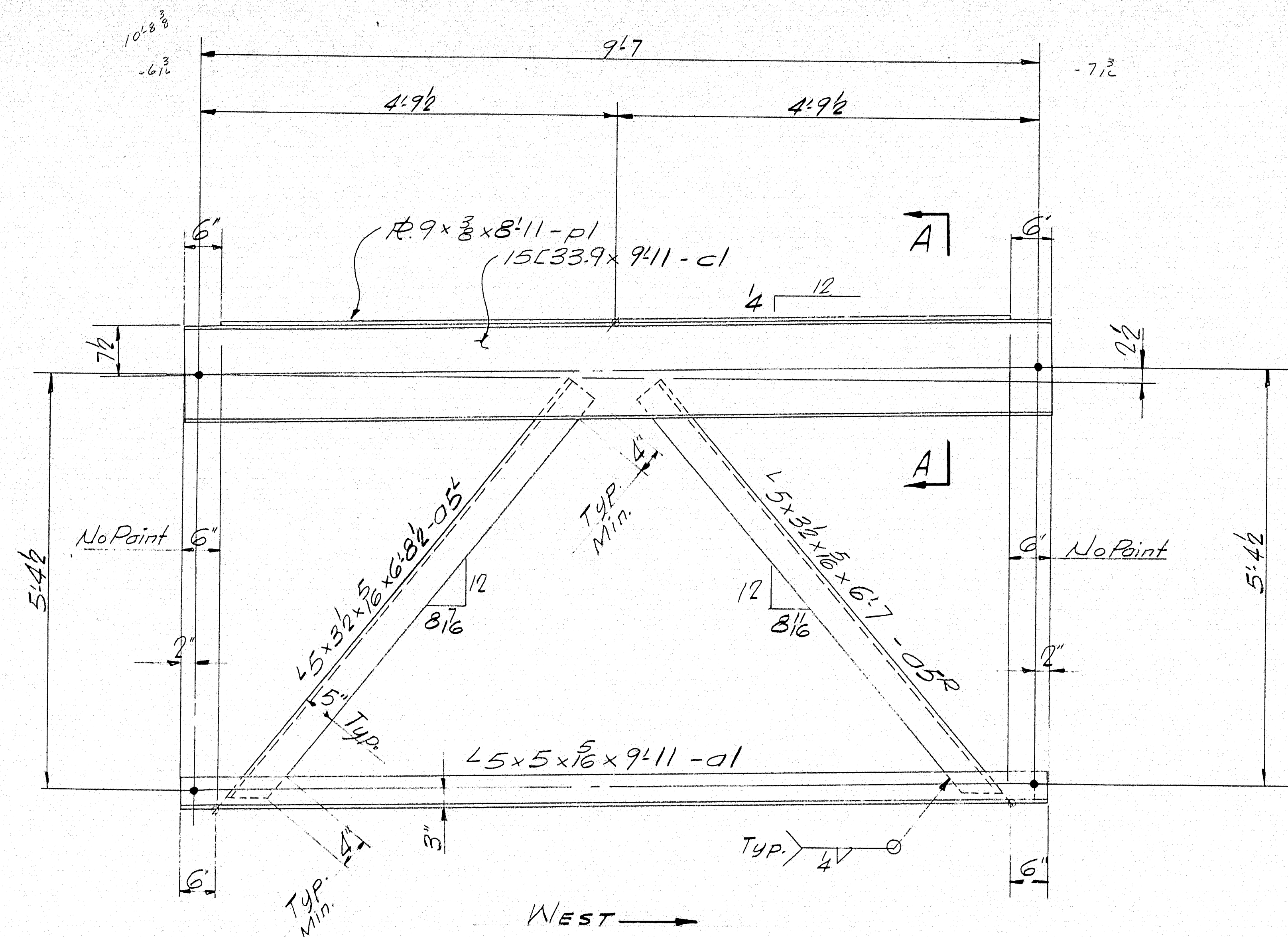
APP 9-1-65

DRAWN	4/14/65 JRF
REVISION	
REVISION	
REVISION	

CUSTOMER	CALLAHAN BROS INC.
DESIGNER	MAINE S.H.C. BRIDGE DIV.
ORDER NO.	VERBAL
DWG. NO.	65-19-S24

98-55





FRAME A1C-2 REQ'D.

Quantities shown are for One Bridge
 Add suffix N to marks for Northbound Bridge (Bill of Mat. S25N)
 do S do do Southbound Bridge (Bill of Mat. S25S)


Proj. No. I-95-9(29)
 SHOP CONNECTIONS: Welded
 FIELD CONNECTIONS: Temp Bolts, Welded
 HOLES: 1/8" Ø
 PAINT: Per Maine Specs.

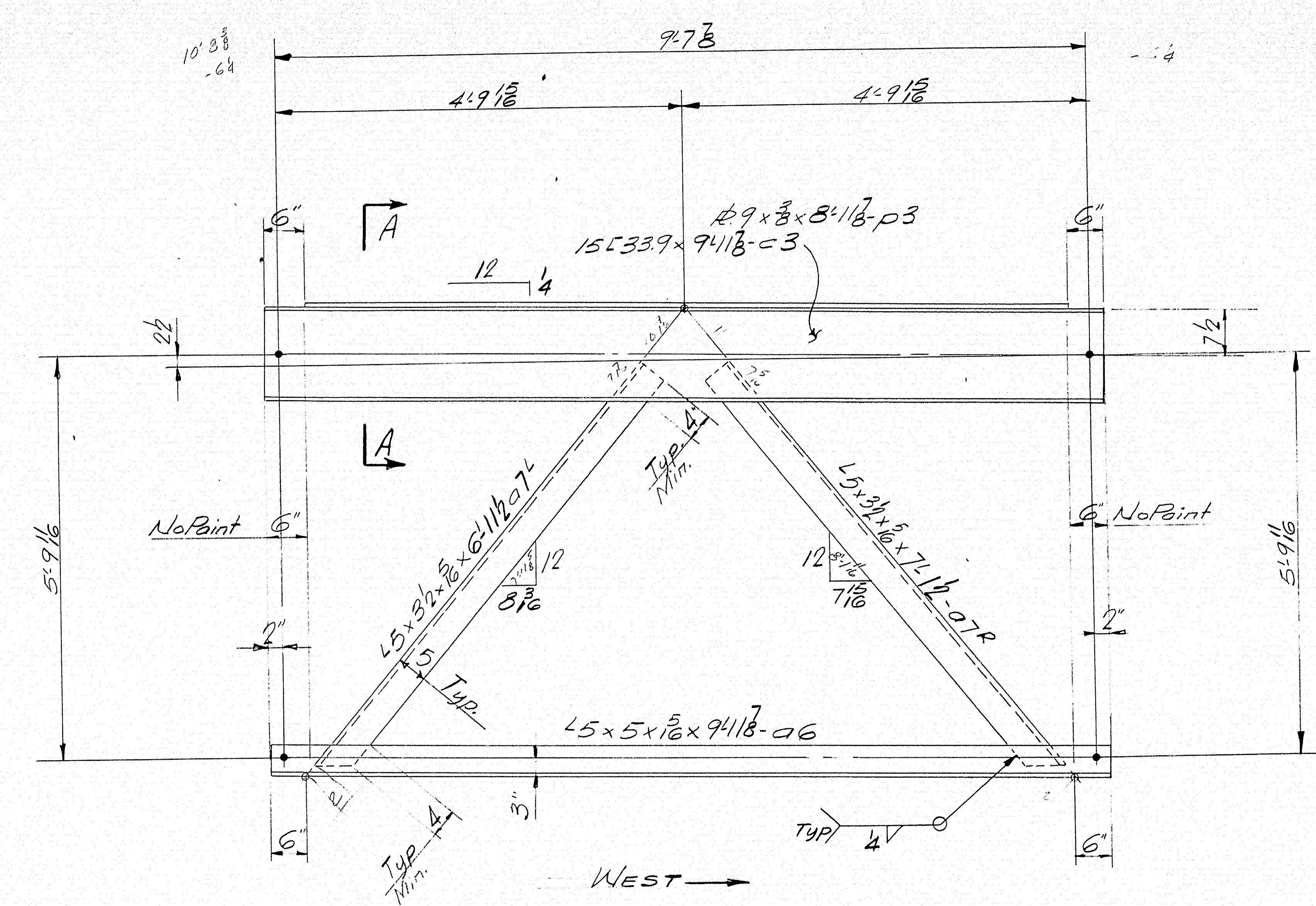
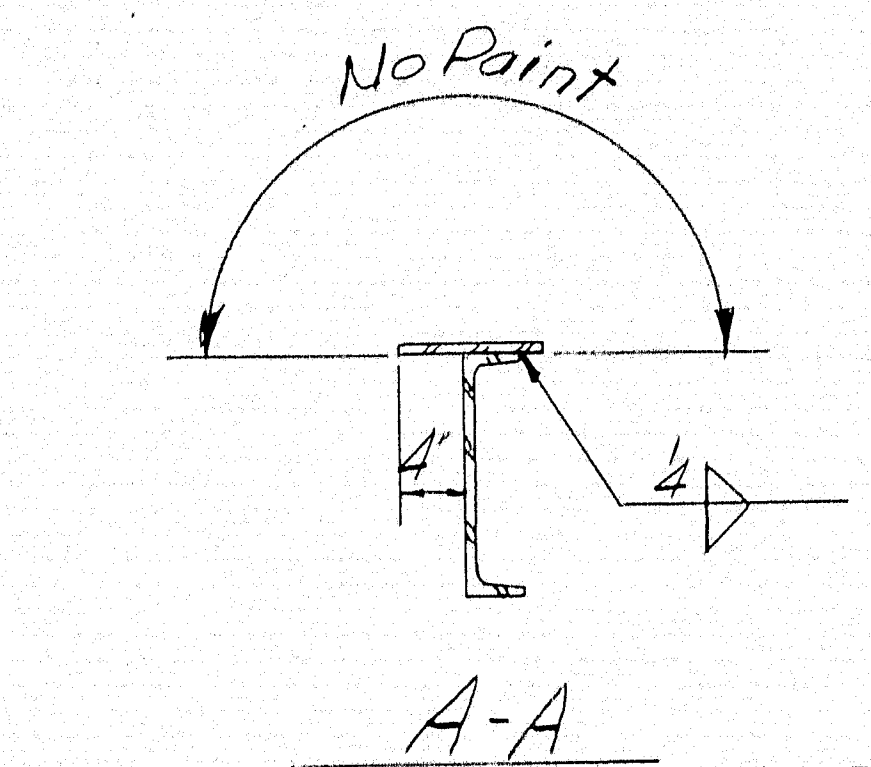
N.B. & S.B. BRIDGES
 CROSS FRAME - A1C
 Bancroft & Martin Inc.
 South Portland 7, Maine
 I-95 OVER PENOBSCOT RIVER
 MEDWAY, MAINE

CUSTOMER: CALLAHAN BROS. INC.
 DESIGNER: MAINE S.H.C. BRIDGE DIV.
 ORDER NO. VERBAL DWG. NO. 65-19-525

DRAWN	J.M. 65 J.P.F.
REVISION	
REVISION	
REVISION	

98-56





FRAME A2A - 8 REQ'D.

Quantities shown are for One Bridge
 Add suffix N to marks for Northbound Bridge (Bill of Mat. 526N)
 do S do do Southbound Bridge (Bill of Mat. 526S)

Proj. No. I-95-9(29)
 SHOP CONNECTIONS: Welded
 FIELD CONNECTIONS: Temp. Bolts - Welded
 HOLES: 1/8" dia
 PAINT: Per Maine Specs.

N.B. & S.B. BRIDGES

CROSS FRAME - A2A


Bancroft & Martin Inc.
 South Portland 7, Maine

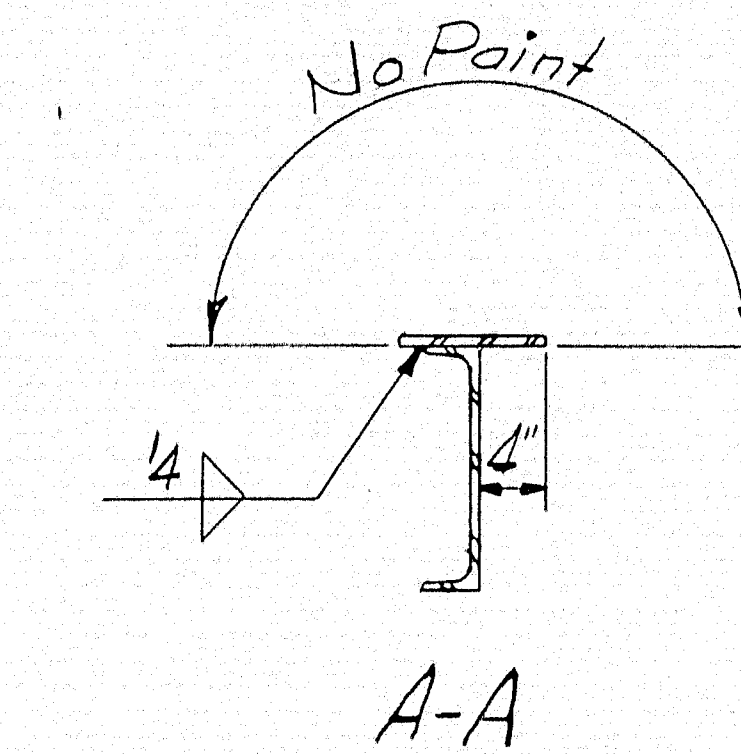
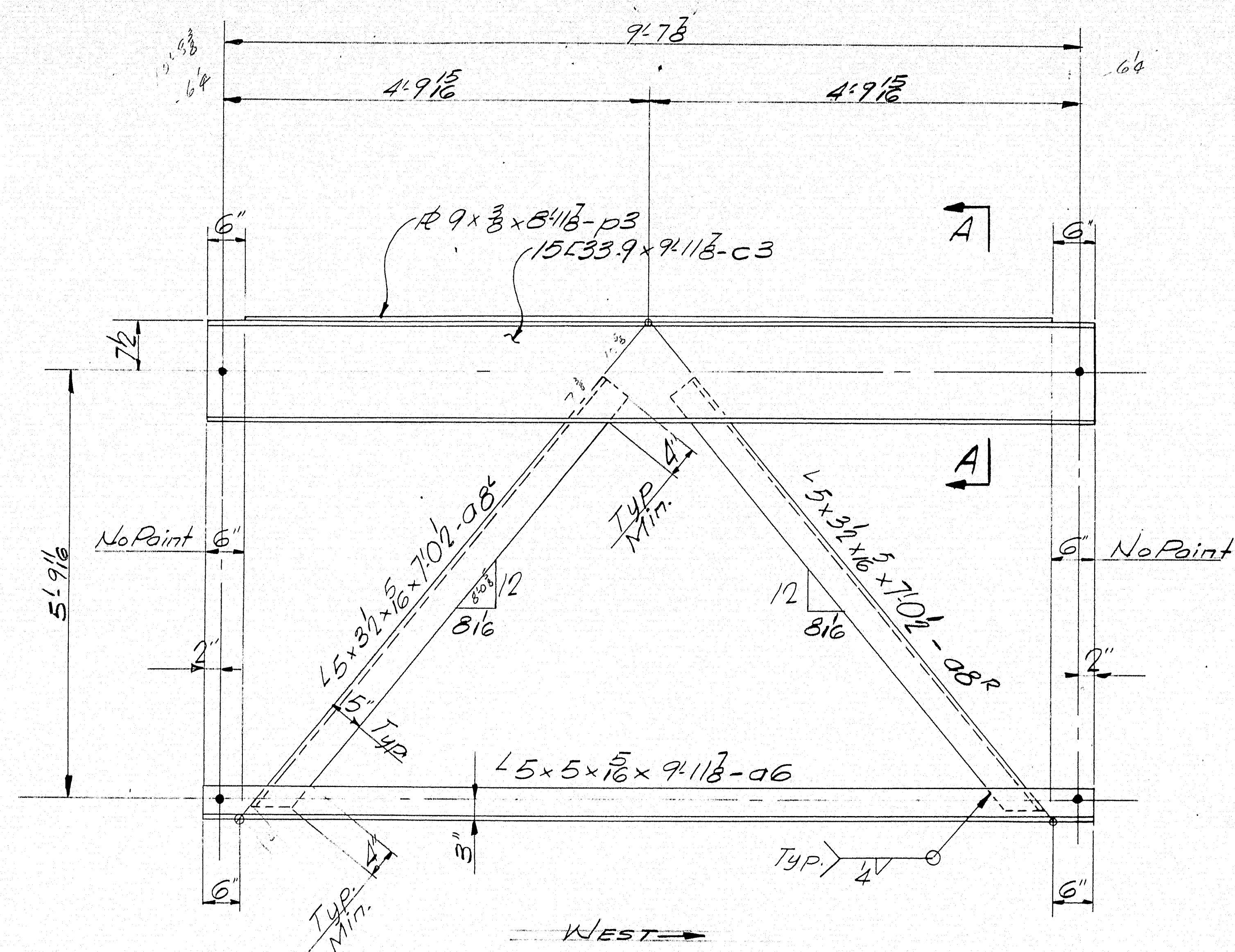
I-95 OVER PENOBSCOT RIVER
 MEDWAY, MAINE

DRAWN	4.1465 J.P.F.	
REVISION		
REVISION		
REVISION		

CUSTOMER	CALLAHAN BROS. INC.
DESIGNER	MAINE S.H.C. BRIDGE DIV.
ORDER NO.	VERBAL
DWG. NO.	65-19-526

98-57





FRAME A2B-8 REQ'D.

Quantities shown are for One Bridge

Add suffix N to marks for Northbound Bridge (Bill of Mat. S27N)
do S do do Southbound Bridge (Bill of Mat. S27S)

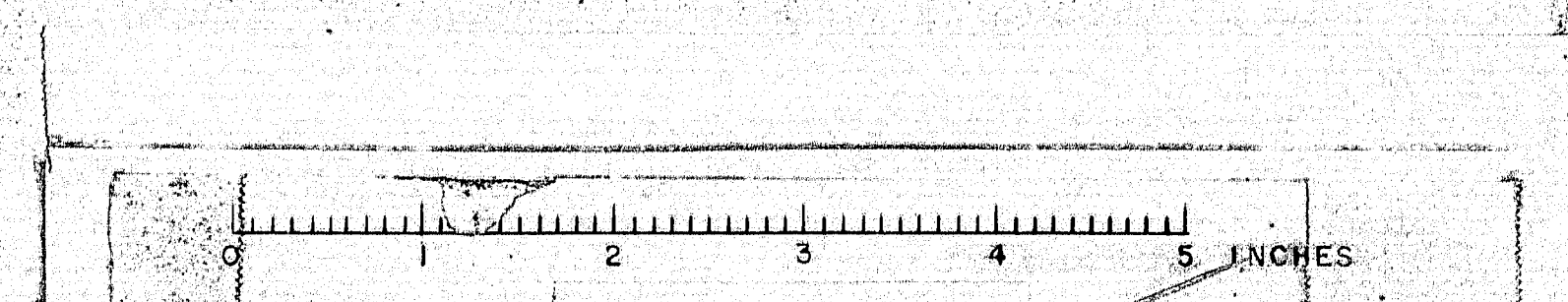
Proj. No. I-95-9(29)

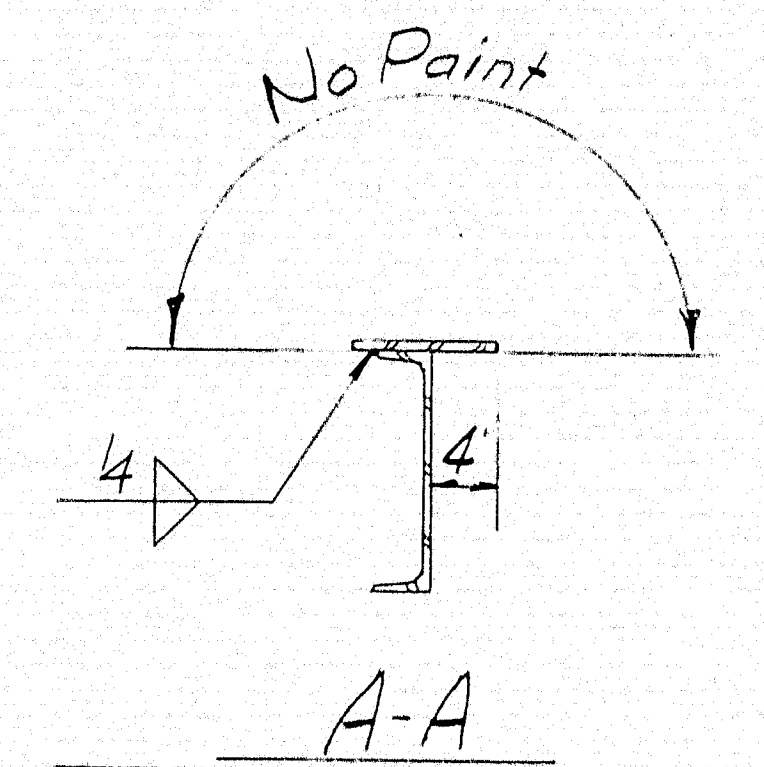
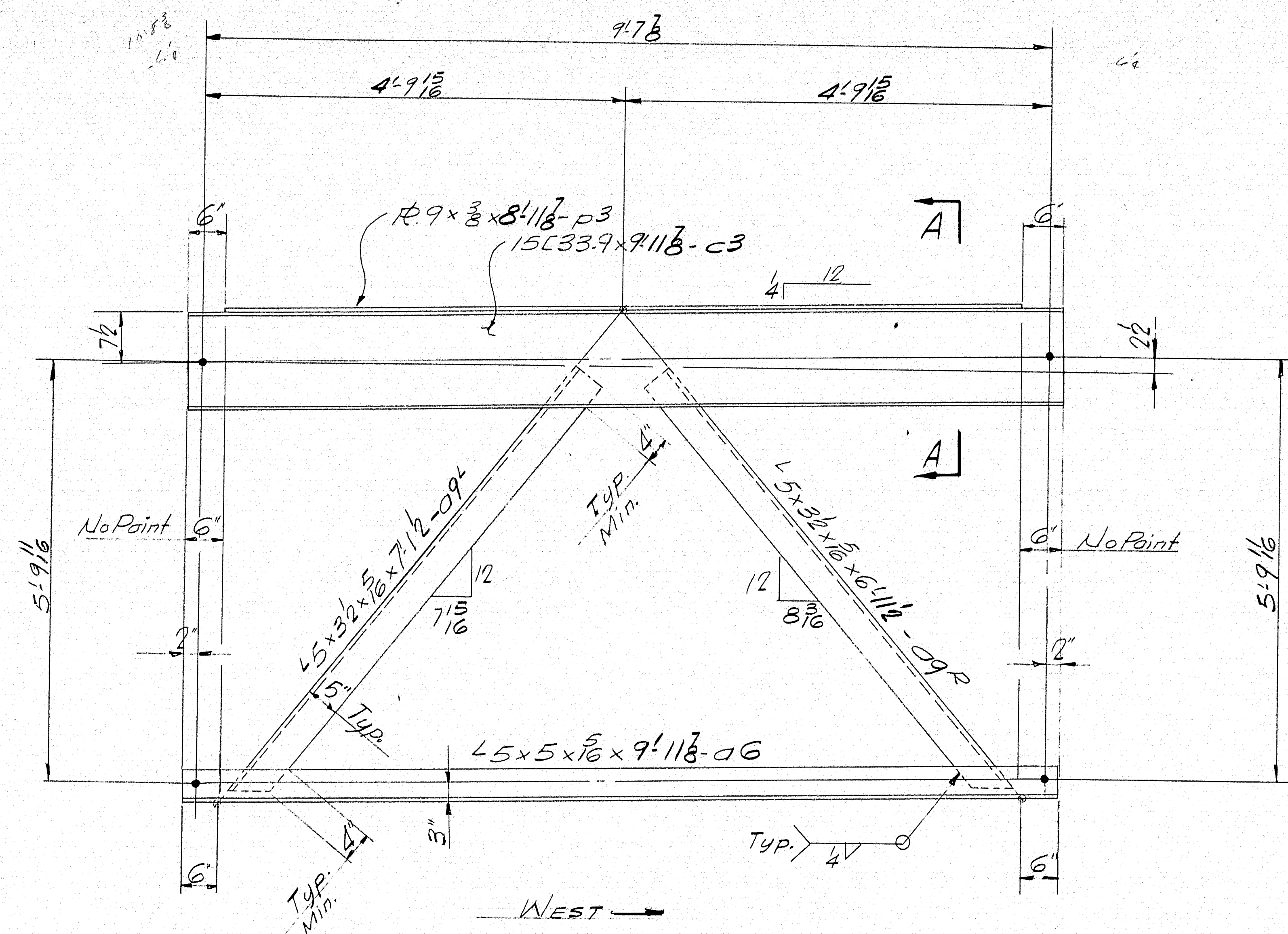
SHOP CONNECTIONS: Welded
FIELD CONNECTIONS: Temp Bolts Welded
HOLES: 1/2" Ø
PAINT: Per Maine Specs.

N.B. & S.B. BRIDGES
CROSS FRAME - A2B
Bancroft & Martin Inc. South Portland 7, Maine
I-95 OVER PENOBSCOT RIVER MEDWAY, MAINE
CUSTOMER: CALLAHAN BROS. INC.
DESIGNER: MAINE S.H.C. BRIDGE DIV.
ORDER NO. VERBAL
DWG. NO. 65-19-527

DRAWN	4-14-65 J.P.F.
REVISION	
REVISION	
REVISION	

98-58





FRAME A2C-8 REQ'D.

Quantities shown are for One Bridge

Add suffix N to marks for Northbound Bridge (Bill of Mat 528N)
do S do do Southbound Bridge (Bill of Mat 528S)

Prov. No. I-95-9(29)

SHOP CONNECTIONS: Welded
FIELD CONNECTIONS: Temp. Bolts, Welded

HOLES: 1/8" Ø
PAINT: Per Maine Specs.

N.B. & S.B. BRIDGES

CROSS FRAME - A2C

Bancroft & Martin Inc.
South Portland 7, Maine


I-95 OVER PENOBSCOT RIVER
MEDWAY, MAINE

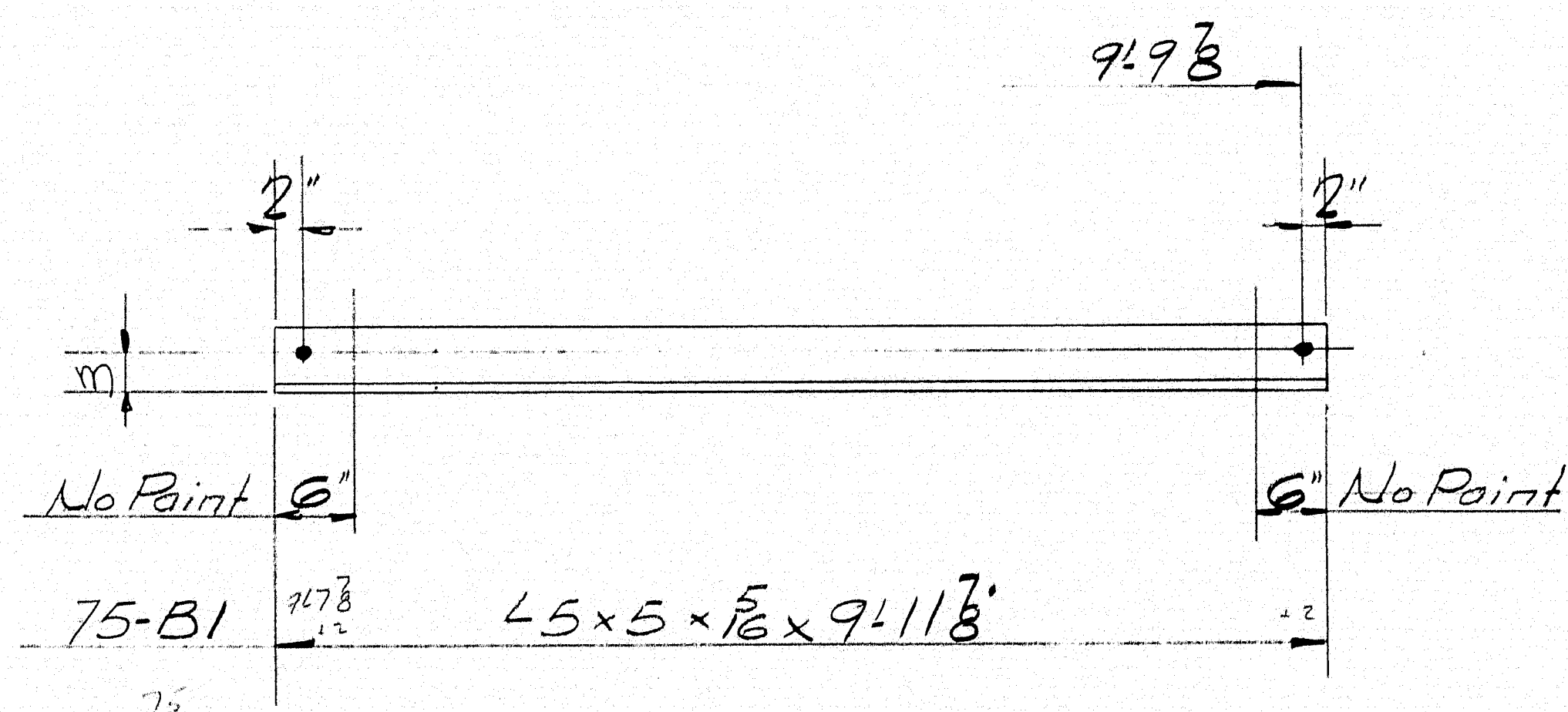
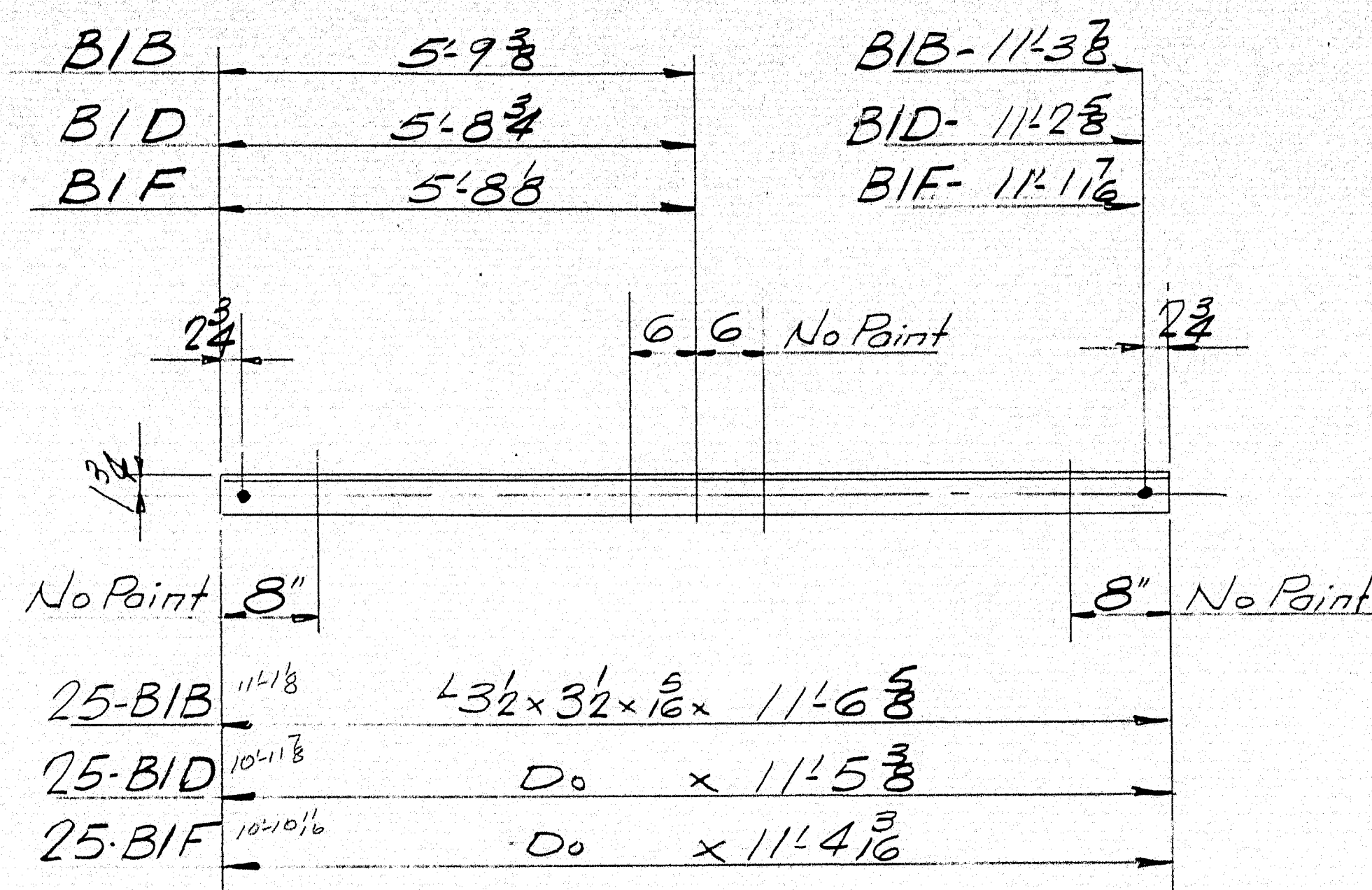
CUSTOMER: CALLAHAN BROS. INC.
DESIGNER: MAINE S.H.C. BRIDGE DIV.

ORDER NO. VERBAL DWG. NO. 65-19-S28

DRAWN	4-14-65 J.P.R.
REVISION	
REVISION	
REVISION	

98-59





do S do Southbound Bridge (Bill of Mat. 529S)

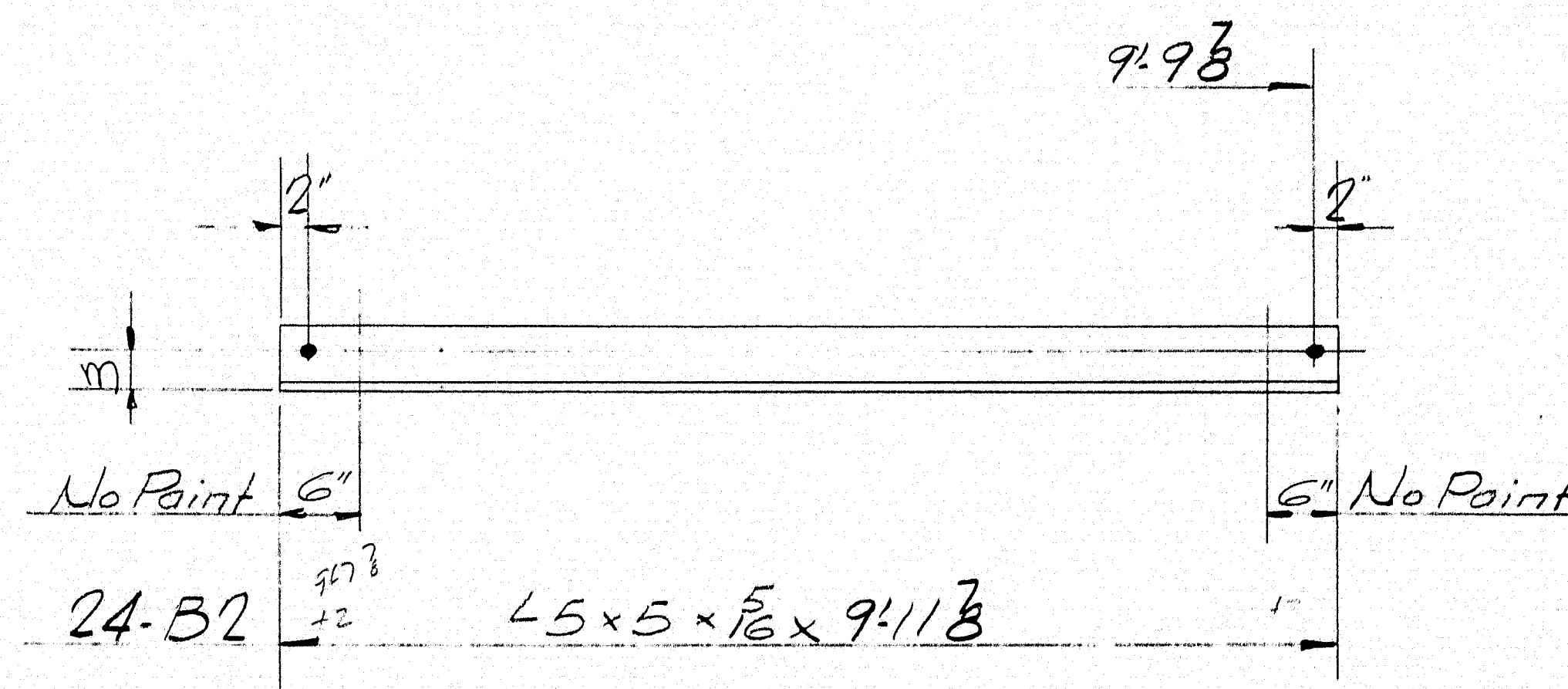
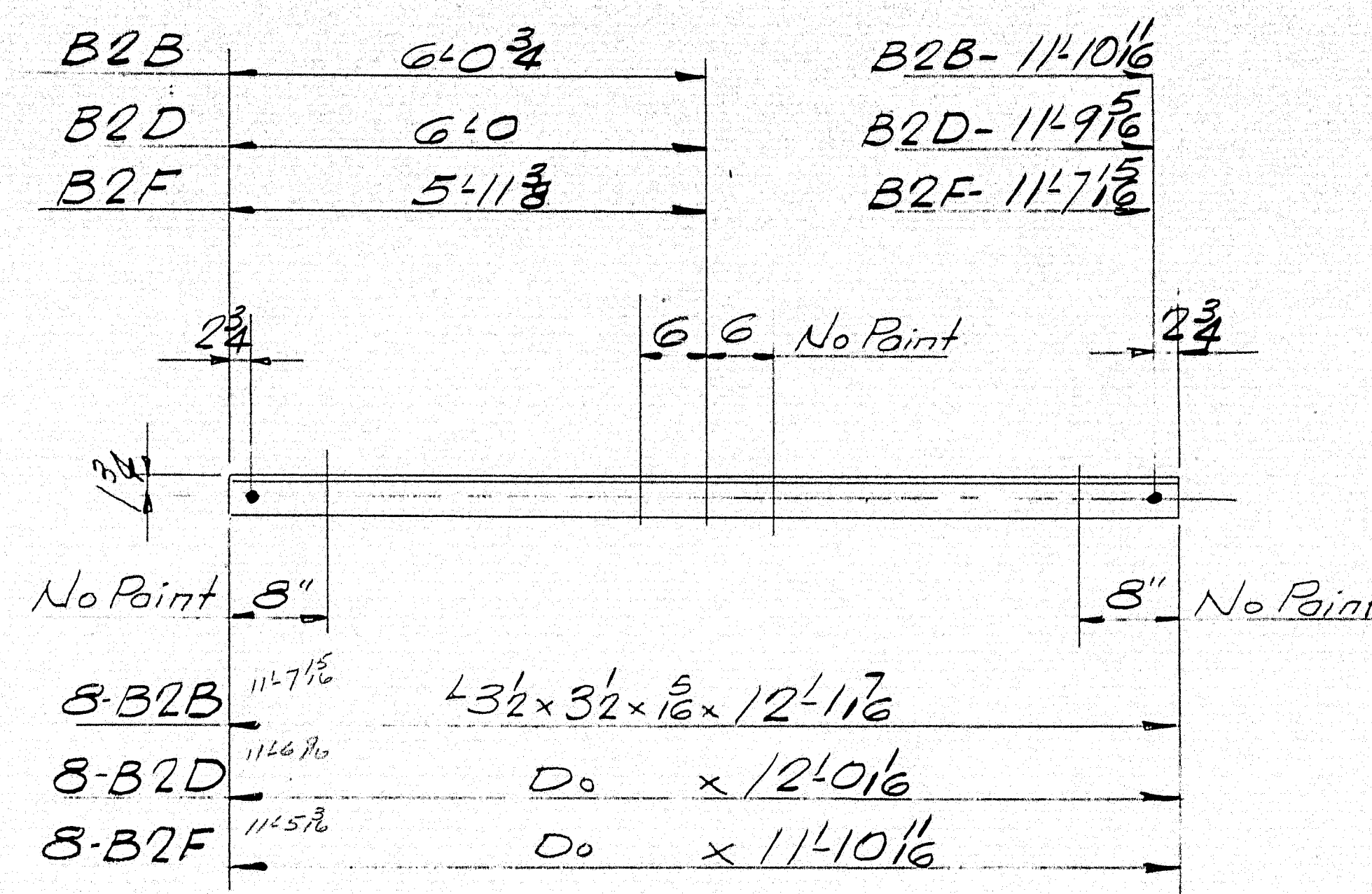
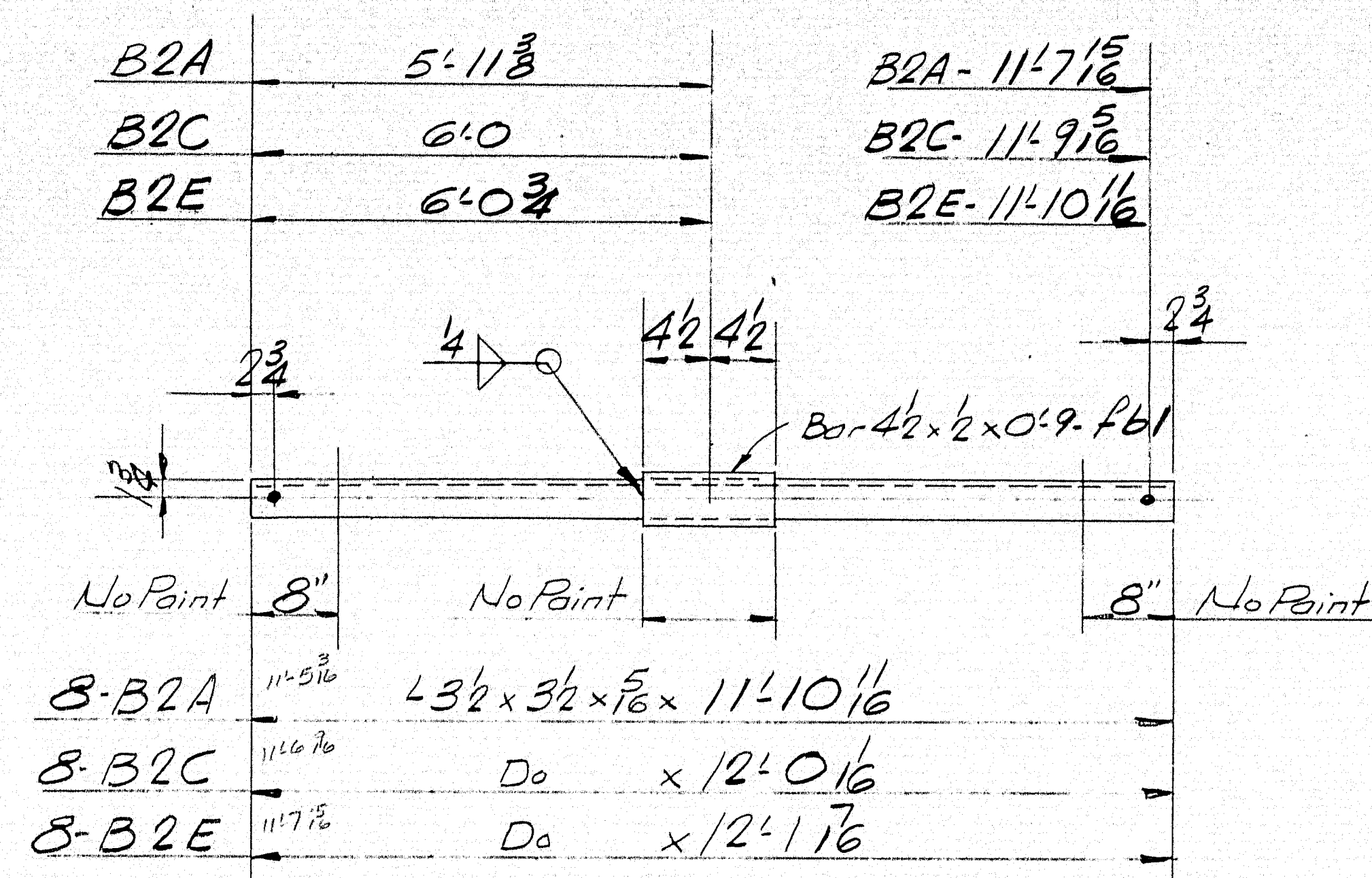
1998, 1999, 2000, 2001, 2002, 2003, 2004, 2005, 2006, 2007, 2008, 2009, 2010, 2011, 2012, 2013, 2014, 2015, 2016, 2017, 2018, 2019, 2020, 2021, 2022, 2023, 2024, 2025, 2026, 2027, 2028, 2029, 2030, 2031, 2032, 2033, 2034, 2035, 2036, 2037, 2038, 2039, 2040, 2041, 2042, 2043, 2044, 2045, 2046, 2047, 2048, 2049, 2050, 2051, 2052, 2053, 2054, 2055, 2056, 2057, 2058, 2059, 2060, 2061, 2062, 2063, 2064, 2065, 2066, 2067, 2068, 2069, 2070, 2071, 2072, 2073, 2074, 2075, 2076, 2077, 2078, 2079, 2080, 2081, 2082, 2083, 2084, 2085, 2086, 2087, 2088, 2089, 2090, 2091, 2092, 2093, 2094, 2095, 2096, 2097, 2098, 2099, 2100, 2101, 2102, 2103, 2104, 2105, 2106, 2107, 2108, 2109, 2110, 2111, 2112, 2113, 2114, 2115, 2116, 2117, 2118, 2119, 2120, 2121, 2122, 2123, 2124, 2125, 2126, 2127, 2128, 2129, 2130, 2131, 2132, 2133, 2134, 2135, 2136, 2137, 2138, 2139, 2140, 2141, 2142, 2143, 2144, 2145, 2146, 2147, 2148, 2149, 2150, 2151, 2152, 2153, 2154, 2155, 2156, 2157, 2158, 2159, 2160, 2161, 2162, 2163, 2164, 2165, 2166, 2167, 2168, 2169, 2170, 2171, 2172, 2173, 2174, 2175, 2176, 2177, 2178, 2179, 2180, 2181, 2182, 2183, 2184, 2185, 2186, 2187, 2188, 2189, 2190, 2191, 2192, 2193, 2194, 2195, 2196, 2197, 2198, 2199, 2200, 2201, 2202, 2203, 2204, 2205, 2206, 2207, 2208, 2209, 2210, 2211, 2212, 2213, 2214, 2215, 2216, 2217, 2218, 2219, 2220, 2221, 2222, 2223, 2224, 2225, 2226, 2227, 2228, 2229, 2230, 2231, 2232, 2233, 2234, 2235, 2236, 2237, 2238, 2239, 2240, 2241, 2242, 2243, 2244, 2245, 2246, 2247, 2248, 2249, 2250, 2251, 2252, 2253, 2254, 2255, 2256, 2257, 2258, 2259, 2260, 2261, 2262, 2263, 2264, 2265, 2266, 2267, 2268, 2269, 2270, 2271, 2272, 2273, 2274, 2275, 2276, 2277, 2278, 2279, 2280, 2281, 2282, 2283, 2284, 2285, 2286, 2287, 2288, 2289, 2290, 2291, 2292, 2293, 2294, 2295, 2296, 2297, 2298, 2299, 2300, 2301, 2302, 2303, 2304, 2305, 2306, 2307, 2308, 2309, 2310, 2311, 2312, 2313, 2314, 2315, 2316, 2317, 2318, 2319, 2320, 2321, 2322, 2323, 2324, 2325, 2326, 2327, 2328, 2329, 2330, 2331, 2332, 2333, 2334, 2335, 2336, 2337, 2338, 2339, 2340, 2341, 2342, 2343, 2344, 2345, 2346, 2347, 2348, 2349, 2350, 2351, 2352, 2353, 2354, 2355, 2356, 2357, 2358, 2359, 2360, 2361, 2362, 2363, 2364, 2365, 2366, 2367, 2368, 2369, 2370, 2371, 2372, 2373, 2374, 2375, 2376, 2377, 2378, 2379, 2380, 2381, 2382, 2383, 2384, 2385, 2386, 2387, 2388, 2389, 2390, 2391, 2392, 2393, 2394, 2395, 2396, 2397, 2398, 2399, 2400, 2401, 2402, 2403, 2404, 2405, 2406, 2407, 2408, 2409, 2410, 2411, 2412, 2413, 2414, 2415, 2416, 2417, 2418, 2419, 2420, 2421, 2422, 2423, 2424, 2425, 2426, 2427, 2428, 2429, 2430, 2431, 2432, 2433, 2434, 2435, 2436, 2437, 2438, 2439, 2440, 2441, 2442, 2443, 2444, 2445, 2446, 2447, 2448, 2449, 2450, 2451, 2452, 2453, 2454, 2455, 2456, 2457, 2458, 2459, 2460, 2461, 2462, 2463, 2464, 2465, 2466, 2467, 2468, 2469, 2470, 2471, 2472, 2473, 2474, 2475, 2476, 2477, 2478, 2479, 2480, 2481, 2482, 2483, 2484, 2485, 2486, 2487, 2488, 2489, 2490, 2491, 2492, 2493, 2494, 2495, 2496, 2497, 2498, 2499, 2500, 2501, 2502, 2503, 2504, 2505, 2506, 2507, 2508, 2509, 2510, 2511, 2512, 2513, 2514, 2515, 2516, 2517, 2518, 2519, 2520, 2521, 2522, 2523, 2524, 2525, 2526, 2527, 2528, 2529, 2530, 2531, 2532, 2533, 2534, 2535, 2536, 2537, 2538, 2539, 2540, 2541, 2542, 2543, 2544, 2545, 2546, 2547, 2548, 2549, 2550, 2551, 2552, 2553, 2554, 2555, 2556, 2557, 2558, 2559, 2560, 2561, 2562, 2563, 2564, 2565, 2566, 2567, 2568, 2569, 2570, 2571, 2572, 2573, 2574, 2575, 2576, 2577, 2578, 2579, 2580, 2581, 2582, 2583, 2584, 2585, 2586, 2587, 2588, 2589, 2590, 2591, 2592, 2593, 2594, 2595, 2596, 2597, 2598, 2599, 2600, 2601, 2602, 2603, 2604, 2605, 2606, 2607, 2608, 2609, 2610, 2611, 2612, 2613, 2614, 2615, 2616, 2617, 2618, 2619, 2620, 2621, 2622, 2623, 2624, 2625, 2626, 2627, 2628, 2629, 2630, 2631, 2632, 2633, 2634, 2635, 2636, 2637, 2638, 2639, 2640, 2641, 2642, 2643, 2644, 2645, 2646, 2647, 2648, 2649, 2650, 2651, 2652, 2653, 2654, 2655, 2656, 2657, 2658, 2659, 2660, 2661, 2662, 2663, 2664, 2665, 2666, 2667, 2668, 2669, 2670, 2671, 2672, 2673, 2674, 2675, 2676, 2677, 2678, 2679, 26

10

1998, 1999, 2000, 2001, 2002, 2003, 2004, 2005, 2006, 2007, 2008, 2009, 2010, 2011, 2012, 2013, 2014, 2015, 2016, 2017, 2018, 2019, 2020, 2021, 2022, 2023, 2024, 2025, 2026, 2027, 2028, 2029, 2030, 2031, 2032, 2033, 2034, 2035, 2036, 2037, 2038, 2039, 2040, 2041, 2042, 2043, 2044, 2045, 2046, 2047, 2048, 2049, 2050, 2051, 2052, 2053, 2054, 2055, 2056, 2057, 2058, 2059, 2060, 2061, 2062, 2063, 2064, 2065, 2066, 2067, 2068, 2069, 2070, 2071, 2072, 2073, 2074, 2075, 2076, 2077, 2078, 2079, 2080, 2081, 2082, 2083, 2084, 2085, 2086, 2087, 2088, 2089, 2090, 2091, 2092, 2093, 2094, 2095, 2096, 2097, 2098, 2099, 2100, 2101, 2102, 2103, 2104, 2105, 2106, 2107, 2108, 2109, 2110, 2111, 2112, 2113, 2114, 2115, 2116, 2117, 2118, 2119, 2120, 2121, 2122, 2123, 2124, 2125, 2126, 2127, 2128, 2129, 2130, 2131, 2132, 2133, 2134, 2135, 2136, 2137, 2138, 2139, 2140, 2141, 2142, 2143, 2144, 2145, 2146, 2147, 2148, 2149, 2150, 2151, 2152, 2153, 2154, 2155, 2156, 2157, 2158, 2159, 2160, 2161, 2162, 2163, 2164, 2165, 2166, 2167, 2168, 2169, 2170, 2171, 2172, 2173, 2174, 2175, 2176, 2177, 2178, 2179, 2180, 2181, 2182, 2183, 2184, 2185, 2186, 2187, 2188, 2189, 2190, 2191, 2192, 2193, 2194, 2195, 2196, 2197, 2198, 2199, 2200, 2201, 2202, 2203, 2204, 2205, 2206, 2207, 2208, 2209, 2210, 2211, 2212, 2213, 2214, 2215, 2216, 2217, 2218, 2219, 2220, 2221, 2222, 2223, 2224, 2225, 2226, 2227, 2228, 2229, 2230, 2231, 2232, 2233, 2234, 2235, 2236, 2237, 2238, 2239, 2240, 2241, 2242, 2243, 2244, 2245, 2246, 2247, 2248, 2249, 2250, 2251, 2252, 2253, 2254, 2255, 2256, 2257, 2258, 2259, 2260, 2261, 2262, 2263, 2264, 2265, 2266, 2267, 2268, 2269, 2270, 2271, 2272, 2273, 2274, 2275, 2276, 2277, 2278, 2279, 2280, 2281, 2282, 2283, 2284, 2285, 2286, 2287, 2288, 2289, 2290, 2291, 2292, 2293, 2294, 2295, 2296, 2297, 2298, 2299, 2300, 2301, 2302, 2303, 2304, 2305, 2306, 2307, 2308, 2309, 2310, 2311, 2312, 2313, 2314, 2315, 2316, 2317, 2318, 2319, 2320, 2321, 2322, 2323, 2324, 2325, 2326, 2327, 2328, 2329, 2330, 2331, 2332, 2333, 2334, 2335, 2336, 2337, 2338, 2339, 2340, 2341, 2342, 2343, 2344, 2345, 2346, 2347, 2348, 2349, 2350, 2351, 2352, 2353, 2354, 2355, 2356, 2357, 2358, 2359, 2360, 2361, 2362, 2363, 2364, 2365, 2366, 2367, 2368, 2369, 2370, 2371, 2372, 2373, 2374, 2375, 2376, 2377, 2378, 2379, 2380, 2381, 2382, 2383, 2384, 2385, 2386, 2387, 2388, 2389, 2390, 2391, 2392, 2393, 2394, 2395, 2396, 2397, 2398, 2399, 2400, 2401, 2402, 2403, 2404, 2405, 2406, 2407, 2408, 2409, 2410, 2411, 2412, 2413, 2414, 2415, 2416, 2417, 2418, 2419, 2420, 2421, 2422, 2423, 2424, 2425, 2426, 2427, 2428, 2429, 2430, 2431, 2432, 2433, 2434, 2435, 2436, 2437, 2438, 2439, 2440, 2441, 2442, 2443, 2444, 2445, 2446, 2447, 2448, 2449, 2450, 2451, 2452, 2453, 2454, 2455, 2456, 2457, 2458, 2459, 2460, 2461, 2462, 2463, 2464, 2465, 2466, 2467, 2468, 2469, 2470, 2471, 2472, 2473, 2474, 2475, 2476, 2477, 2478, 2479, 2480, 2481, 2482, 2483, 2484, 2485, 2486, 2487, 2488, 2489, 2490, 2491, 2492, 2493, 2494, 2495, 2496, 2497, 2498, 2499, 2500, 2501, 2502, 2503, 2504, 2505, 2506, 2507, 2508, 2509, 2510, 2511, 2512, 2513, 2514, 2515, 2516, 2517, 2518, 2519, 2520, 2521, 2522, 2523, 2524, 2525, 2526, 2527, 2528, 2529, 2530, 2531, 2532, 2533, 2534, 2535, 2536, 2537, 2538, 2539, 2540, 2541, 2542, 2543, 2544, 2545, 2546, 2547, 2548, 2549, 2550, 2551, 2552, 2553, 2554, 2555, 2556, 2557, 2558, 2559, 2560, 2561, 2562, 2563, 2564, 2565, 2566, 2567, 2568, 2569, 2570, 2571, 2572, 2573, 2574, 2575, 2576, 2577, 2578, 2579, 2580, 2581, 2582, 2583, 2584, 2585, 2586, 2587, 2588, 2589, 2590, 2591, 2592, 2593, 2594, 2595, 2596, 2597, 2598, 2599, 2600, 2601, 2602, 2603, 2604, 2605, 2606, 2607, 2608, 2609, 2610, 2611, 2612, 2613, 2614, 2615, 2616, 2617, 2618, 2619, 2620, 2621, 2622, 2623, 2624, 2625, 2626, 2627, 2628, 2629, 2630, 2631, 2632, 2633, 2634, 2635, 2636, 2637, 2638, 2639, 2640, 2641, 2642, 2643, 2644, 2645, 2646, 2647, 2648, 2649, 2650, 2651, 2652, 2653, 2654, 2655, 2656, 2657, 2658, 2659, 2660, 2661, 2662, 2663, 2664, 2665, 2666, 2667, 2668, 2669, 2670, 2671, 2672, 2673, 2674, 2675, 2676, 2677, 2678, 2679, 26

98-60

98-60



Quantities shown are for One Bridge

Add suffix N to marks for Northbound Bridge (Bill of Mat. 530N)
do S do do Southbound Bridge (Bill of Mat. 530S)

Proj. No. I-95-9(29)

SHOP CONNECTIONS: Welded
FIELD CONNECTIONS: Temp Bolts-Welded
HOLES: $\frac{1}{8}$ "
PAINT: Per Maine Specs.

N.B. & S.B. BRIDGES

CROSS FRAME-TYPE B2

Bancroft & Martin Inc.
South Portland 7, Maine

I-95 OVER PENOBSCOT RIVER
MEDWAY, MAINE


CUSTOMER CALLAHAN BROS. INC.

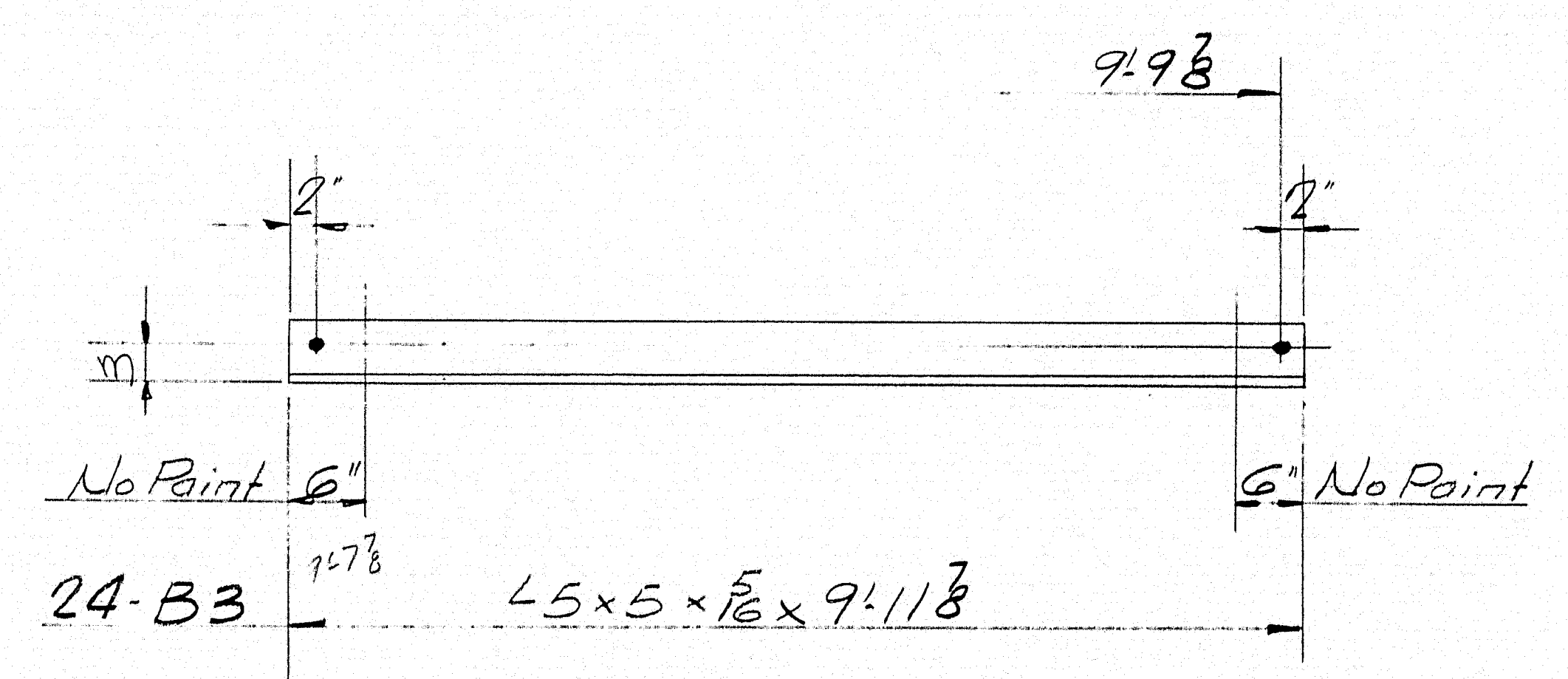
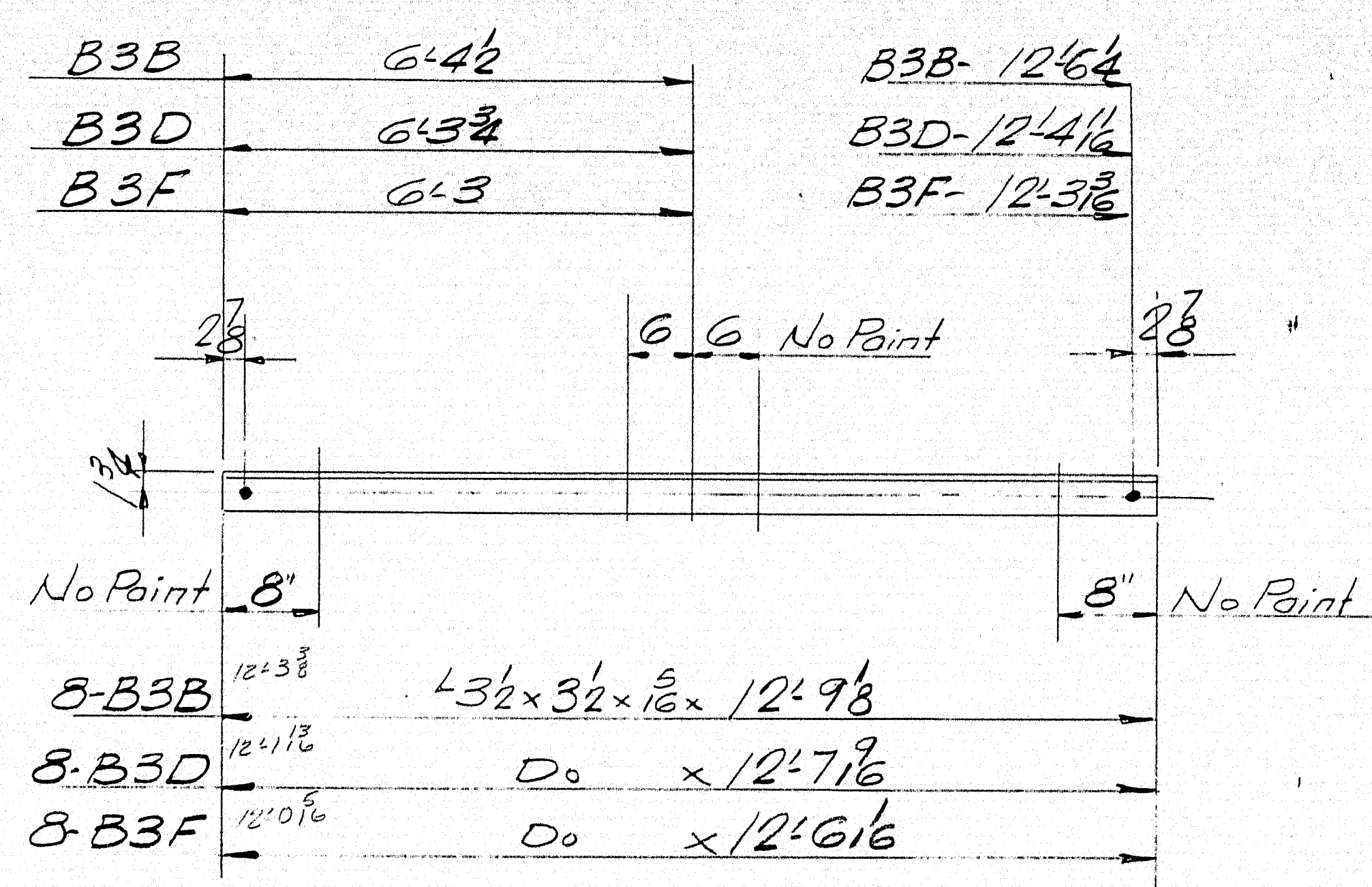

DESIGNER: MAINE S.H.C. BRIDGEDIV

ORDER NO. VERBAL DWG. NO. 65-19-530

DRAWN	4-14-65 J.P.F.
REVISION	
REVISION	
REVISION	

98-61







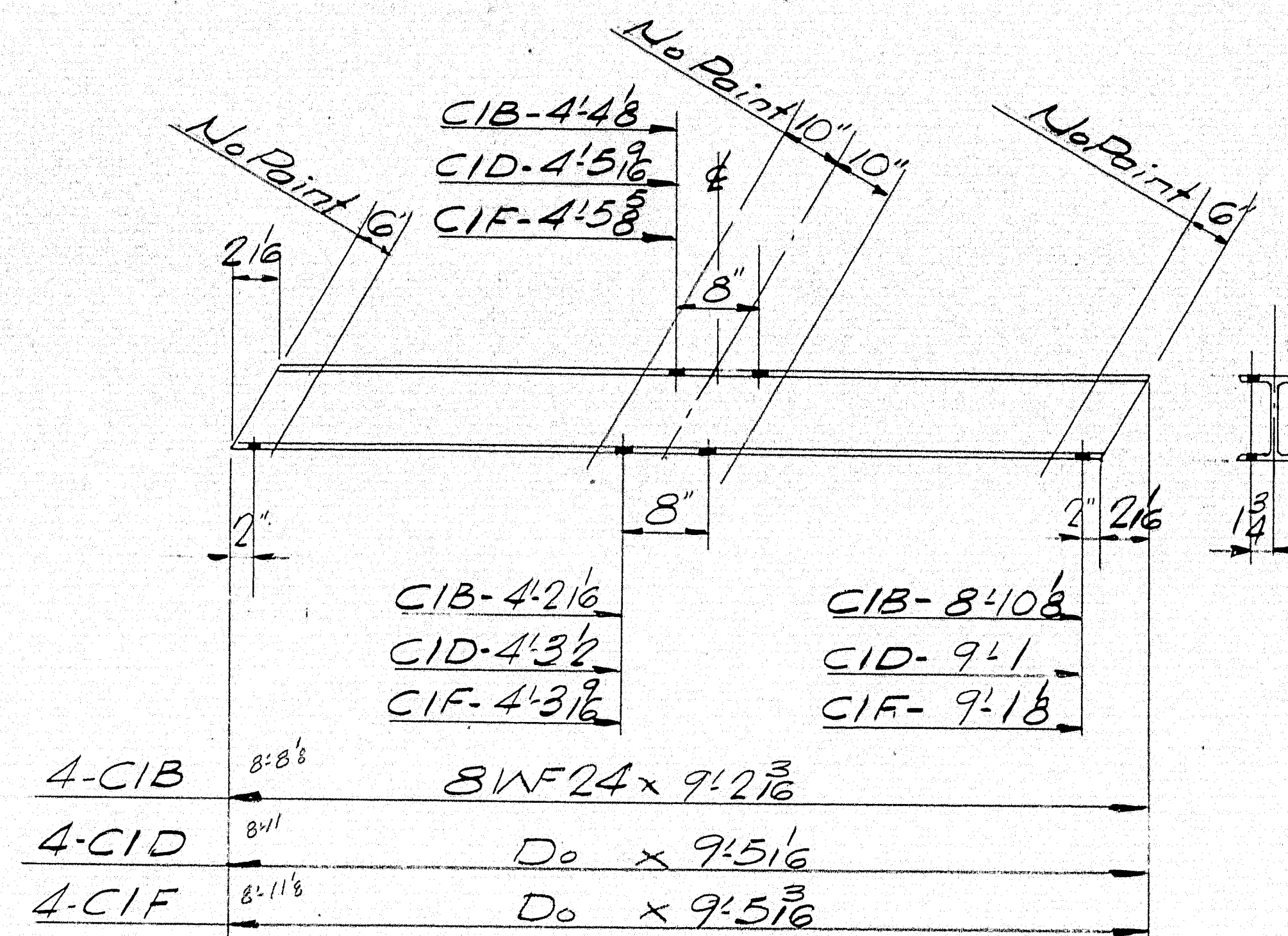
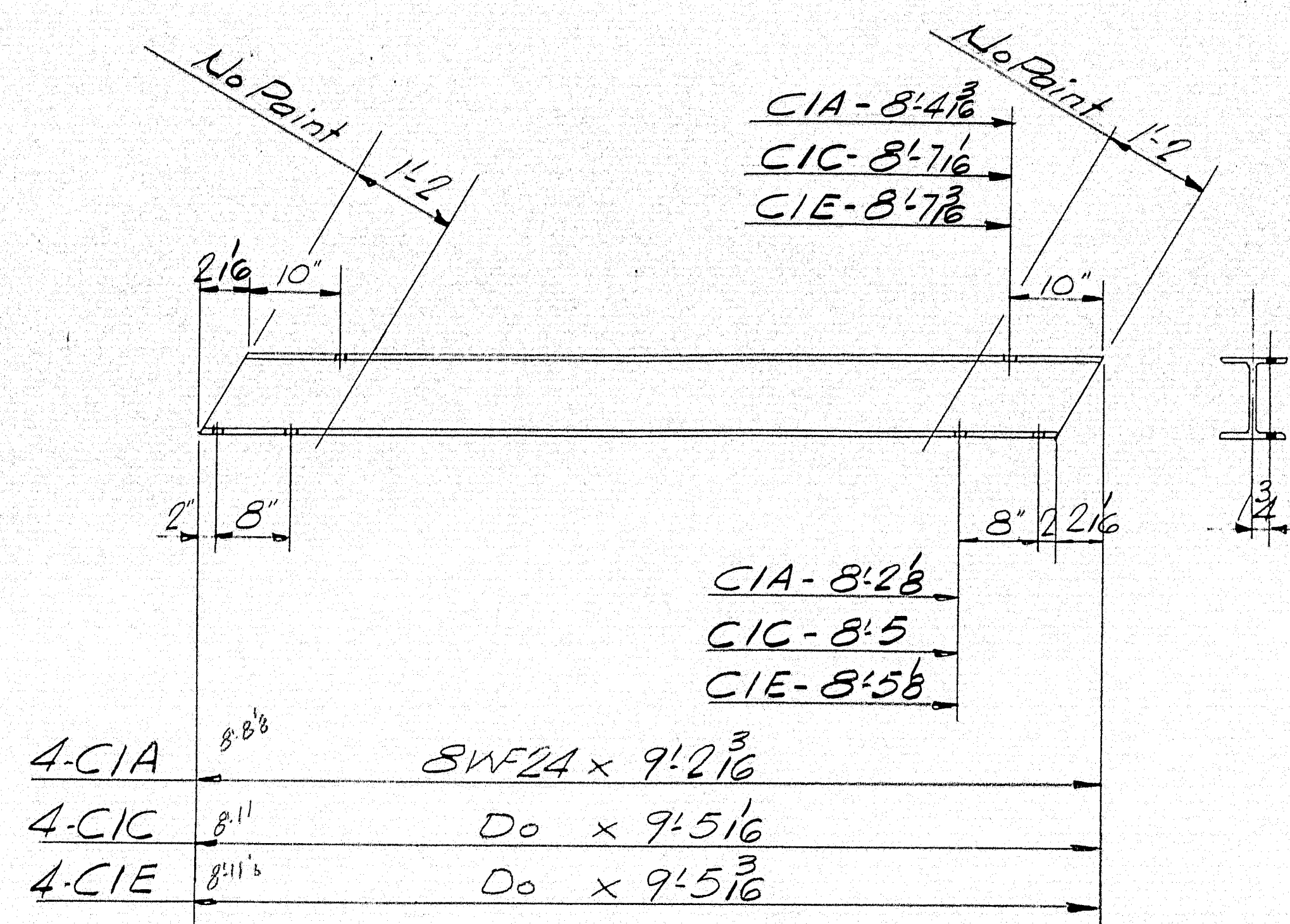
Quantities shown are for One Bridge
 Add suffix N to marks for Northbound Bridge (Bill of Mat. 531N)
 do S do do Southbound Bridge (Bill of Mat. 531S)

Proj. No. I-95-9(29)
 SHOP CONNECTIONS: Welded
 FIELD CONNECTIONS: Temp Bolts-Welded
 HOLES: 1/8" dia
 PAINT: Per Maine Specs.
 N.B. & S.B. BRIDGES.
 CROSS FRAME-TYPE B3
 Bancroft & Martin Inc.
 South Portland 1, Maine
 I-95 OVER PENOBSCOT RIVER
 MEDWAY, MAINE

DRAWN	4-1465 J.P.F.	CUSTOMER	SALLAHAN BROS. INC.
REVISION		DESIGNER	MAINE S.H.C. BRIDGE DIV.
REVISION		ORDER NO.	VERBAL
REVISION		DWG. NO.	65-19-531

98-62






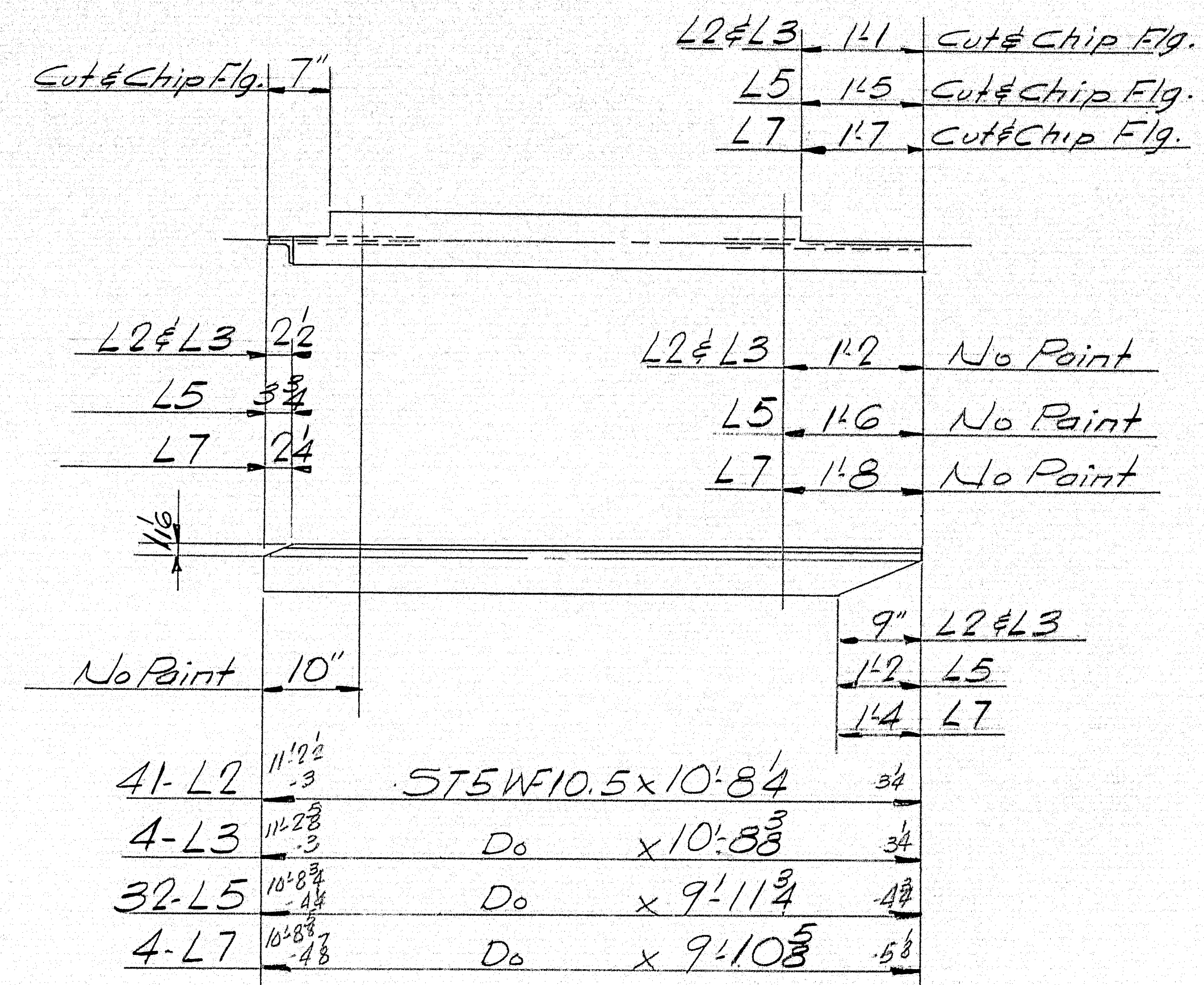
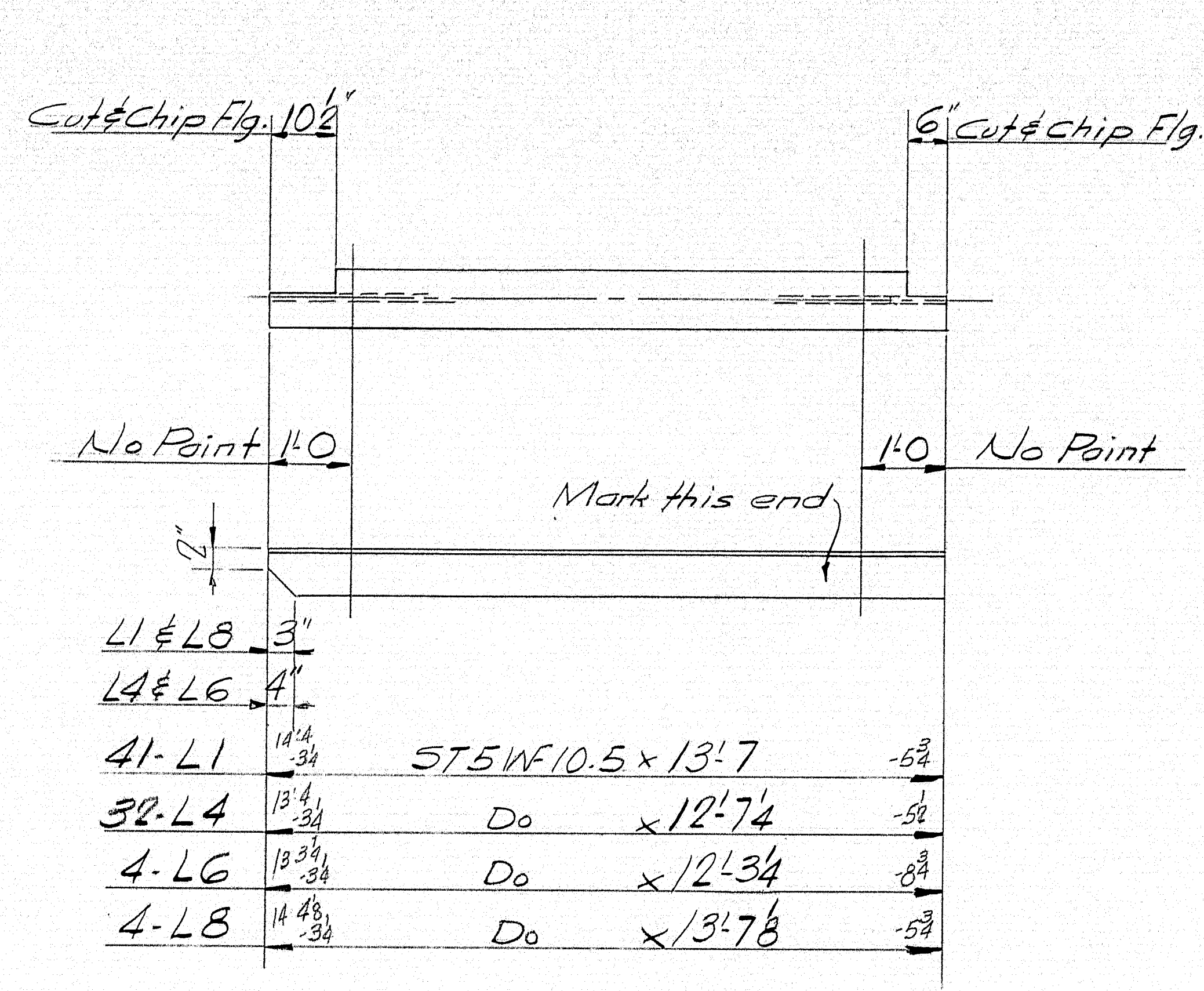
Quantities shown are for One Bridge
 Add suffix N. to marks for Northbound Bridge (Bill of Mat. 532N)
 do S do do Southbound Bridge (Bill of Mat. 532S)

PROJ. NO. I-95-9(29)
 SHOP CONNECTIONS:
 FIELD CONNECTIONS: Temp. Bolts. Welded
 HOLES: 1/8" Ø
 PAINT: Per Maine Specs.

APP 9.1-65	N.B. & S.B. BRIDGES	
	CROSS FRAME - TYPE C1	
	Bancroft & Martin Inc. South Portland 7, Maine	
	I-95 OVER PENOBSCOT RIVER MEDWAY, MAINE	
	CUSTOMER CALLAHAN BROS. INC. DESIGNER MAINES H.C. BRIDGE DIV.	
DRAWN 2-15-65 J.P.P.		ORDER NO. VERBAL
REVISION		DWG. NO. 05-19-532
REVISION		
REVISION		

98-63





Quantities shown are for One Bridge
 Add suffix N to marks for Northbound Bridge (Bill of Mat. S33N)
 do do S do do Southbound Bridge (do do S33S)

Proj. No. I-95-9(29)

N.B. & S.B. BRIDGES

LATERAL BRACING

Bancroft & Martin Inc.
 South Portland 7, Maine

I-95 OVER PENOBSCOT RIVER
 MEDWAY, MAINE


CUSTOMER CALLAHAN BROS. INC.

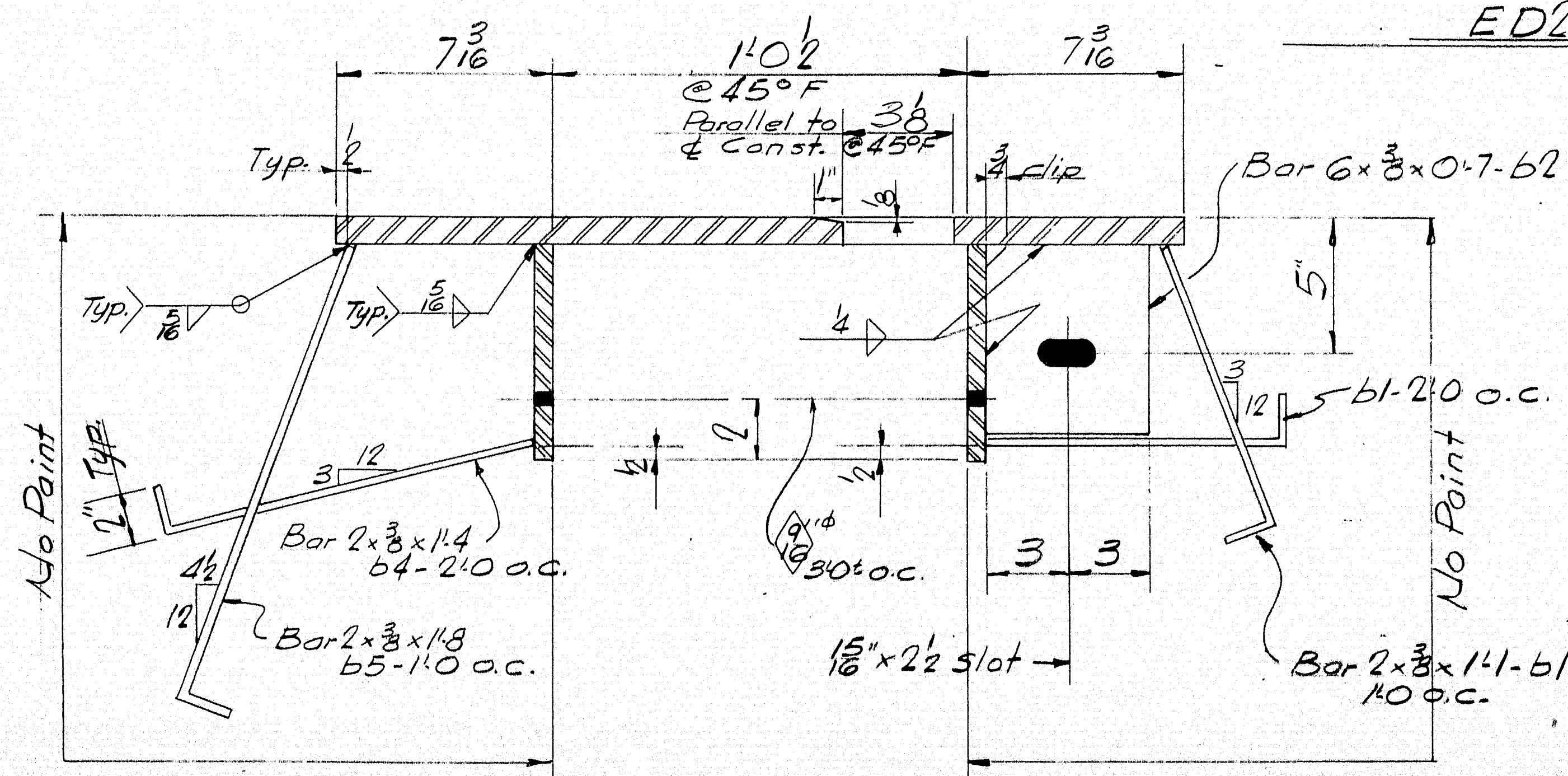
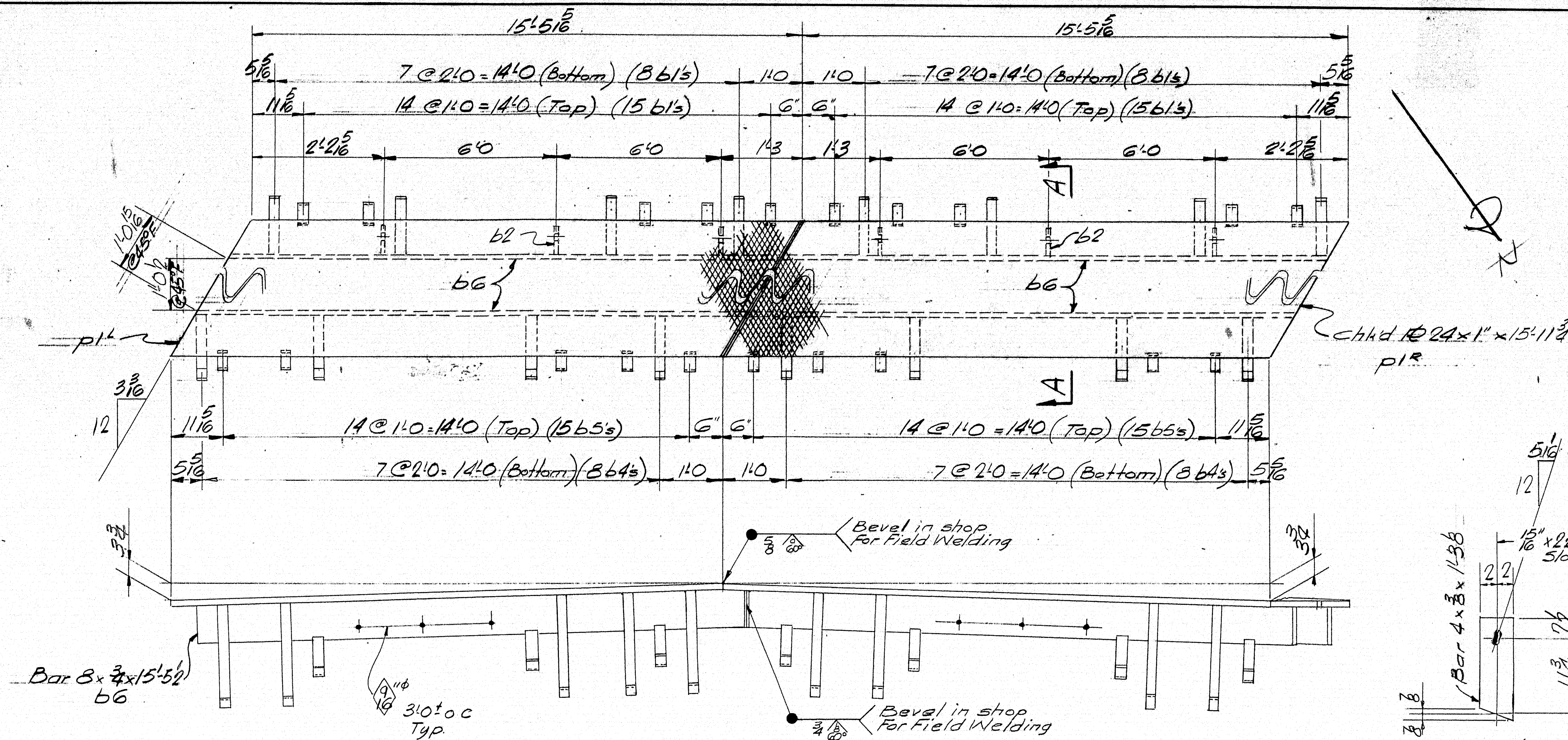
DESIGNER MAINE S.H.C. BRIDGE DIV.

ORDER NO. VERBAL DWG. NO. 65-19-S33

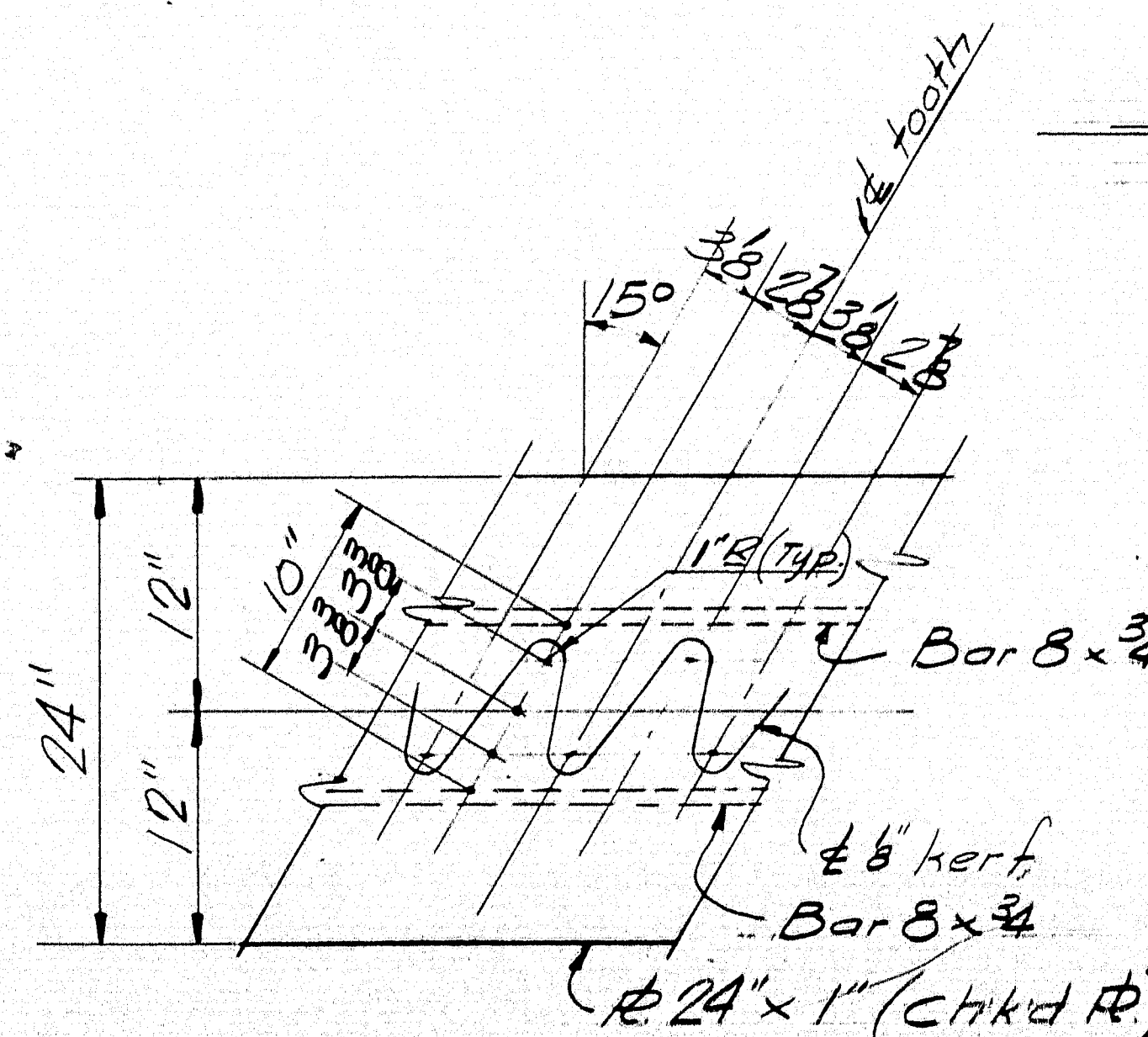
DRAWN	4-30-65 J.P.F.
REVISION	
REVISION	
REVISION	

98-64





SECTION A-A



CUTTING DETAIL
Match Mark

b3 Det. (No Point)
Bolt to b2 for ship.
Use 8" H.S. Bolts x 24"


Quantities shown are for One Bridge
Add suffix N to marks for North bound Bridge (Bill of Mat. 535N)
do S do do South bound Bridge do do 535S

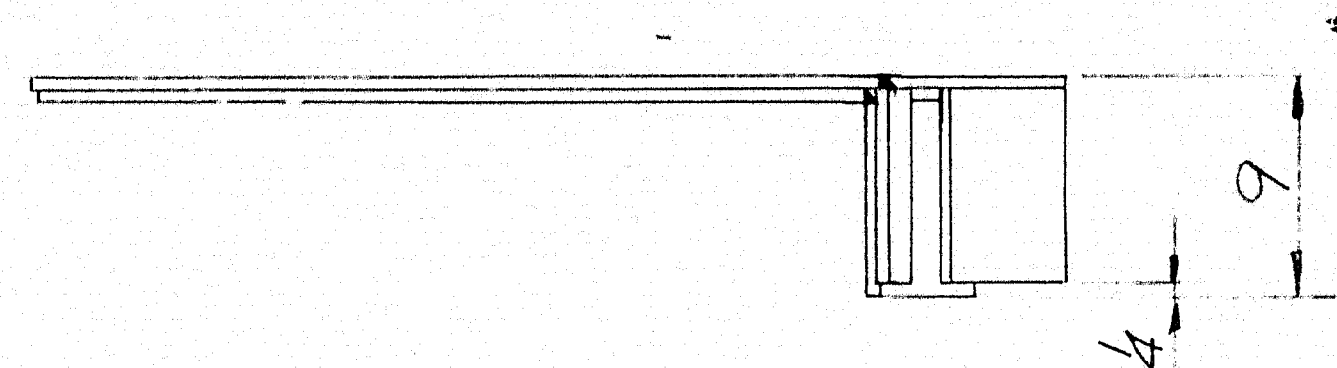
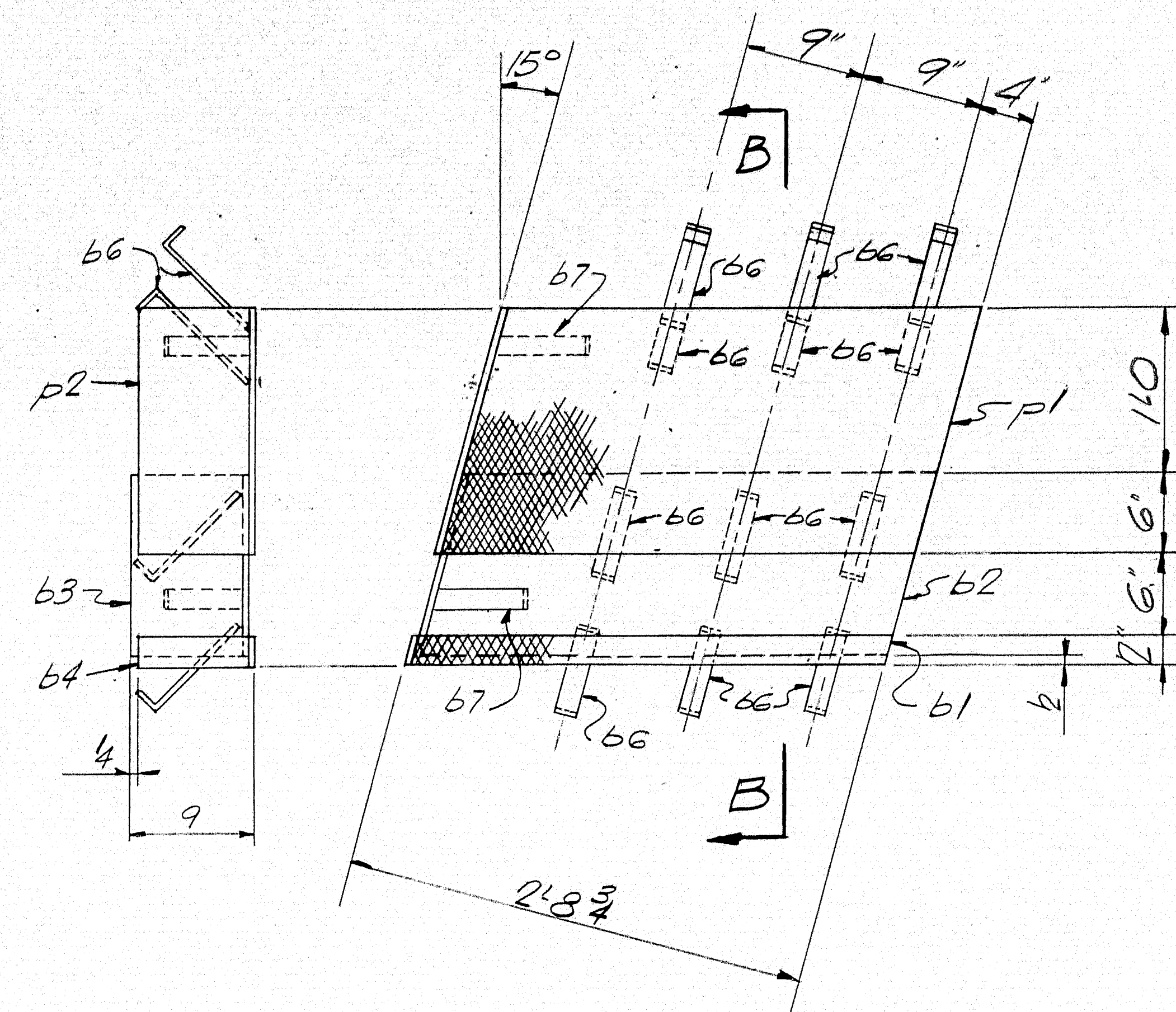
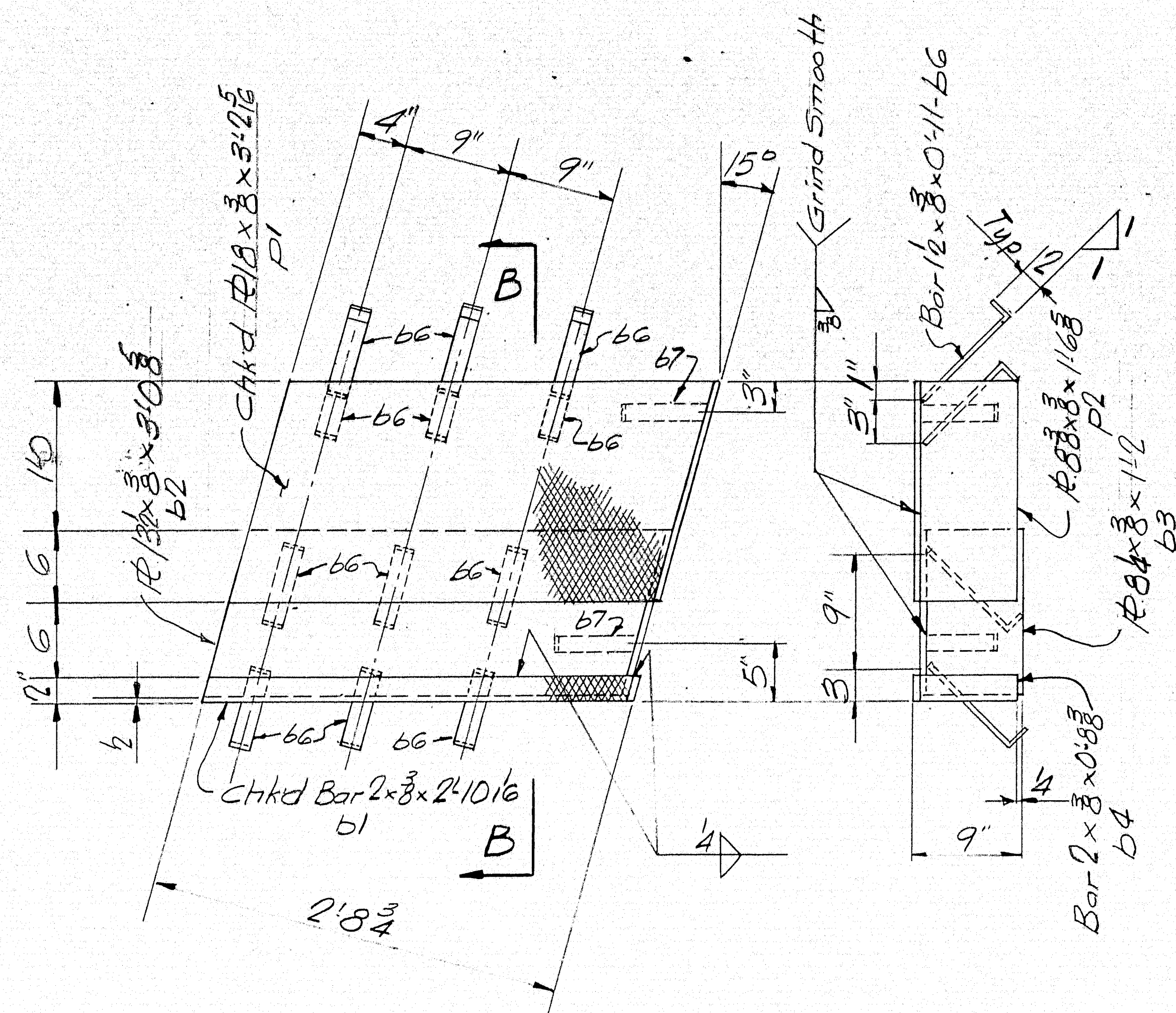
SHOP CONNECTIONS: Welded-Bolted
FIELD CONNECTIONS: Welded-Bolted
HOLES: As Noted
PAINT: Red Lead Per Maine Specs.

APP 9-10-65	N.B. & S.B. BRIDGES	
	EXPANSION DAM ABUT. #2	
	Bancroft & Martin Inc. South Portland 7, Maine	
	I-95 OVER PENOBSCOT RIVER MEDWAY, MAINE	
	CUSTOMER: CALLAHAN BROS. INC. DESIGNER: MAINE S.H.C. BRIDGE DIV.	
ORDER NO. VEREAL		DWG. NO. 65-19-535

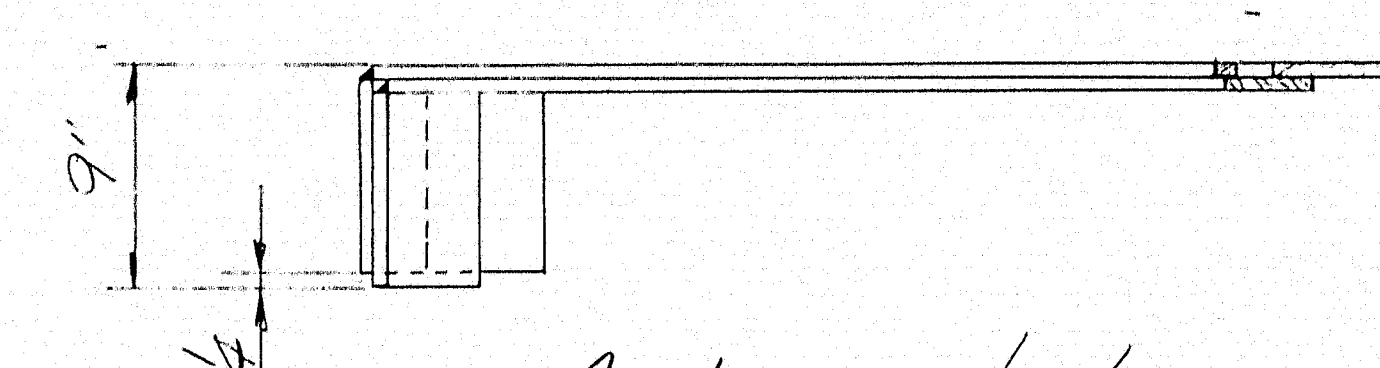
Page No. T-95-9(29)
DRAWN: 6-17-65 J.R.E.
REVISION:
REVISION:
REVISION:

98-66





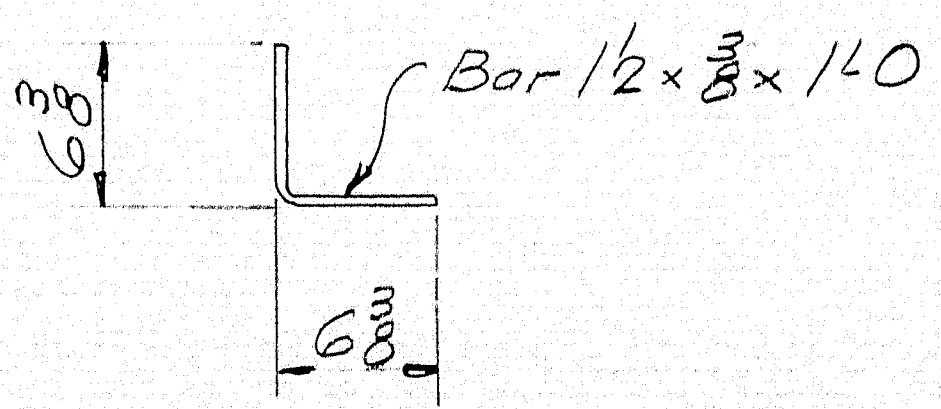
Anchors not shown



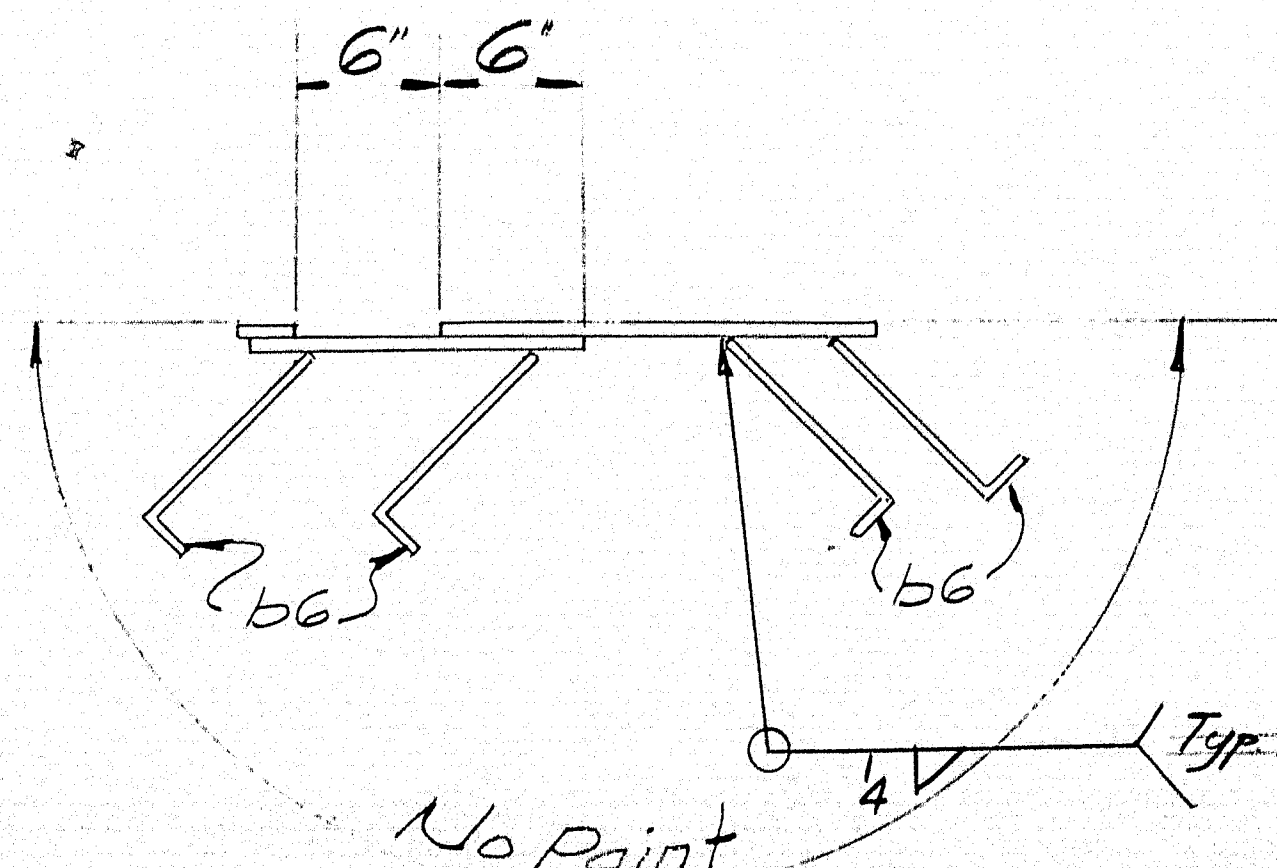
Anchors not shown

SD1^L - ONE REQ'D.

SD1^R - ONE REQ'D.



b7- Detail



B-B

Quantities shown are for One Bridge
Add suffix N to marks for Northbound Bridge (Bill of Mat 536N)
do 5 do do Southbound Bridge (Bill of Mat 536S)

SHOP CONN: Welded
PAINT: Red Lead Per Maine Specs
Prov No. I-95-9(24)
N.B. & S.B. BRIDGES

APR 9 1965

SIDEWALK DAMS-ABUT. #1

Bancroft & Martin Inc.
South Portland 7, Maine

I-95 OVER PENOBSCOT RIVER
MEDWAY, MAINE

CUSTOMER: CALLAHAN BESS, INC.
DESIGNER: MAINE S.H.C. BRIDGE DIV.

ORDER NO. VERBAL DWG. NO. 6519-536

98-67

